

Distributors | Retailers | Security Contractors



Welcome
To

Metro Commute Security



Agent Contact: (01) 650-242-5327 CA. (01)513-258-2402 OHIO. (01) 917-720-7192

Supporting Our Dealers

There have been some recent updates to better support our dealers.

- We have added the ability to accept google payments to your google checkout account.
- New Centralized My Account Area
- Great New Products at Special Dealer Prices
- Improved Site Settings for increased performance
- Optional Blind Drop Shipping with Your Company Branding (Ship Directly to Your Customer)



Agent Contact: (01) 650-242-5327 CA. (01)513-258-2402 OHIO. (01) 917-720-7192



Director's Message:

Fellow agents, virtual intelligent architects, distributors, electronic intelligence remote monitoring agencies and users across the globe, welcome and thank you for choosing us.

Metro Commute Security International is proud to be associated with the latest in cutting edge surveillance security systems - by this we commend our agents and virtual intelligent architects for their work in bringing to life the strategic partnership with now one of Sony's largest purchaser of CCTV Lenses.

Metro Commute Security International is now poised to support new sales and international distribution of MCSI branded CCTV and DVR products sufficient to increase its partner branded sales of over \$30, 000,000 in 2010/2011.

By this new intelligent partnership our retail sales distributors can now enjoy the benefits that are being past on to them.

Great things are in store for us...

Traditional Traffic monitoring systems contracts in 19 developing countries. Newly rolling out of the MCSI buyback program to international ports both land and sea.

All this and more.

Yours Sincerely


A handwritten signature in blue ink, appearing to be 'Michael Foster', written over a horizontal line.

Michael Foster

ps: If ever there was a time to enroll as MRD, MWD or DD THIS IS IT.



**WITH LIVE!
REMOTE VIEW
TECHNOLOGY**



Distributors | Retailers | Security Contractors



Metro Commute Security International



Address : USA, Suite 614 303 West 42nd St. Times Square New York, NY 10036 Assembly Plant: Bldg#8 Zhuji Road, Tianhe District, Guangzhou, China 51C

Agent Contact: (01) 650-242-5327 CA. (01)513-258-2402 OHIO. (01) 917-720-7192

Website: <http://www.MetroCommuteSecurity.com>

E-mail: sales@MetroCommuteSecurity.com








Metro Commute Security International CCTV Camera Price List

4 Channel DVR & Camera Kits (9004H Series)






9.5kg

Ver.:201106A

Products	Model No.	Sample USD/SET	50PCS USD/SET	Camera Specification	DVR Sepcification
	9004HK1HF	\$166	\$156	Color 1/4" SHARP RJ2421FA CCD, 420 TV Lines Low Illumination (4pcs LICE24NHF)	<ul style="list-style-type: none"> ◆ Video Input/Output: BNC 4CH In/ 1CH BNC Out/ 1CH VGA Out ◆ Audio Input/Output: RCA 4CH In/ 1CH Out ◆ Alarm Input/Output: Alarm 4CH In/ 1CH Out ◆ Compression Method: H.264 ◆ Real time recording support: CIF:352x240 with 240 Fps (NTSC); 352x288 with 200 Fps (PAL) D1:720x480 with 120 Fps (NTSC); 704x576 with 100 Fps (PAL) ◆ Preview resolution: 720 x 480 (NTSC), 704 x 576 (PAL) ; Playback resolution: 4 x D1 ◆ Hexaplex operation simultaneously: Preview, recording, playback, and network live, backup, playback ◆ 1 RJ-45 Ethernet connector, Static, Dynamic IP and DDNS , Support Internet Explorer and special client software ◆ Remote Control, PTZ, RS485 x 1, 2 x USB, 1 x IR Controller ◆ 1 SATA Hard Disk interface ◆ Backup: USB2.0 and Network ◆ Support remote view by Mobilephone
	9004HK1SL	\$178	\$168	Color 1/3" SONY ICX633BK CCD, 420TV Lines Low Illumination (4pcs LICE24NSL)	
	9004HK1SHL	\$206	\$196	Color 1/3" SONY ICX639BK CCD, 540TV Lines Low Illumination (4pcs LICE24NSHL)	
	9004HK2HF	\$162	\$152	Color 1/4" SHARP RJ2421FA CCD, 420 TV Lines Low Illumination (4pcs LIRDBHF)	
	9004HK2SL	\$174	\$164	Color 1/3" SONY ICX633BK CCD, 420TV Lines Low Illumination (4pcs LIRDBSL)	
	9004HK2SHL	\$202	\$192	Color 1/3" SONY ICX639BK CCD, 540TV Lines Low Illumination (4pcs LIRDBSHL)	
	9004HK3HF	\$186	\$176	Color 1/4" SHARP RJ2421FA CCD, 420 TV Lines Low Illumination (4pcs LICE48HF)	
	9004HK3SL	\$206	\$196	Color 1/3" SONY ICX633BK CCD, 420TV Lines Low Illumination (4pcs LICE48SL)	
	9004HK3SHL	\$238	\$228	Color 1/3" SONY ICX639BK CCD, 540TV Lines Low Illumination (4pcs LICE48SHL)	
	9004HK4HF	\$164	\$154	Color 1/4" SHARP RJ2421FA CCD, 420 TV Lines Low Illumination (2pcs LICE24NHF & 2pcs LIRDBHF)	
	9004HK4SL	\$176	\$166	Color 1/3" SONY ICX633BK CCD, 420TV Lines Low Illumination (2pcs LICE24NSL & 2pcs LIRDBSL)	
	9004HK4SHL	\$204	\$194	Color 1/3" SONY ICX639BK CCD, 540TV Lines Low Illumination (2pcs LICE24NSHL & 2pcs LIRDBSHL)	
	9004HK5HF	\$174	\$164	Color 1/4" SHARP RJ2421FA CCD, 420 TV Lines Low Illumination (2pcs LICE48HF & 2pcs LIRDBHF)	
	9004HK5SL	\$190	\$180	Color 1/3" SONY ICX633BK CCD, 420TV Lines Low Illumination (2pcs LICE48SL & 2pcs LIRDBSL)	
	9004HK5SHL	\$220	\$210	Color 1/3" SONY ICX639BK CCD, 540TV Lines Low Illumination (2pcs LICE48SHL & 2pcs LIRDBSHL)	

4 Channel DVR & Camera Kits (LS-9204H Series)

10kg  Call For Price

Products	Model No.	Sample USD/SET	50PCS USD/SET	Camera Specification	DVR Sepcification
	9204HK1HF	\$172	\$162	Color 1/4" SHARP RJ2421FA CCD, 420 TV Lines Low Illumination (4pcs LICE24NHF)	<ul style="list-style-type: none"> ◆ Video Input/Output: BNC 4CH In/1CH BNC Out/ 1CH VGA Out ◆ Audio Input/Output: RCA 4CH In/ 1CH Out ◆ Alarm Input/Output: Alarm 4CH In/ 1CH Out ◆ Compression Method: H.264 ◆ Real time recording support: CIF:352x240 with 240 Fps (NTSC); 352x288 with 200 Fps (PAL) D1:720x480 with 120 Fps (NTSC); 704x576 with 100 Fps (PAL) ◆ Preview resolution: 720 x 480 (NTSC), 704 x 576 (PAL) ; Playback resolution: 4 x D1 ◆ Hexaplex operation simultaneously:Preview, recording, playback, and network live, backup, playback ◆ 1 RJ-45 Ethernet connector, Static, Dynamic IP and DDNS , Support Internet Explorer and special client software ◆ Remote Control, PTZ, RS485 x 1, 2 x USB , 1 x IR Controller ◆ 2 SATA Hard Disk interface ◆ Backup: USB2.0 and Network ◆ Support remote view by Mobilephone
	9204HK1SL	\$184	\$174	Color 1/3" SONY ICX633BK CCD, 420TV Lines Low Illumination (4pcs LICE24NSL)	
	9204HK1SHL	\$212	\$202	Color 1/3" SONY ICX639BK CCD, 540TV Lines Low Illumination (4pcs LICE24NSHL)	
	9204HK2HF	\$168	\$158	Color 1/4" SHARP RJ2421FA CCD, 420 TV Lines Low Illumination (4pcs LIRDBHF)	
	9204HK2SL	\$180	\$170	Color 1/3" SONY ICX633BK CCD, 420TV Lines Low Illumination (4pcs LIRDBSL)	
	9204HK2SHL	\$208	\$198	Color 1/3" SONY ICX639BK CCD, 540TV Lines Low Illumination (4pcs LIRDBSHL)	
	9204HK3HF	\$192	\$182	Color 1/4" SHARP RJ2421FA CCD, 420 TV Lines Low Illumination (4pcs LICE48HF)	
	9204HK3SL	\$212	\$202	Color 1/3" SONY ICX633BK CCD, 420TV Lines Low Illumination (4pcs LICE48SL)	
	9204HK3SHL	\$244	\$234	Color 1/3" SONY ICX639BK CCD, 540TV Lines Low Illumination (4pcs LICE48SHL)	
	9204HK4HF	\$170	\$160	Color 1/4" SHARP RJ2421FA CCD, 420 TV Lines Low Illumination (2pcs LICE24NHF & 2pcs LIRDBHF)	
	9204HK4SL	\$182	\$172	Color 1/3" SONY ICX633BK CCD, 420TV Lines Low Illumination (2pcs LICE24NSL & 2pcs LIRDBSL)	
	LS-9204HK4SHL	\$210	\$200	Color 1/3" SONY ICX639BK CCD, 540TV Lines Low Illumination (2pcs LICE24NSHL & 2pcs LIRDBSHL)	
	LS-9204HK5HF	\$180	\$170	Color 1/4" SHARP RJ2421FA CCD, 420 TV Lines Low Illumination (2pcs LICE48HF & 2pcs LIRDBHF)	
	9204HK5SL	\$196	\$186	Color 1/3" SONY ICX633BK CCD, 420TV Lines Low Illumination (2pcs LICE48SL & 2pcs LIRDBSL)	
	9204HK5SHL	\$226	\$216	Color 1/3" SONY ICX639BK CCD, 540TV Lines Low Illumination (2pcs LICE48SHL & 2pcs LIRDBSHL)	






Agent Contact: (01) 650-242-5327 CA. (01)513-258-2402 OHIO. (01) 917-720-7192

8 Channel DVR & Camera Kits (LS-9008H Series)

18kg



Call For Price

Products Show	Model No.	Sample USD/SET	50PCS USD/SET	Camera Specification	DVR Sepcification
	LS-9008HK1HF	\$276	\$266	Color 1/4" SHARP RJ2421FA CCD, 420 TV Lines Low Illumination (8pcs LICE24NHF)	<ul style="list-style-type: none"> ◆ Video Input/Output: BNC 8CH In/ 2CH BNC Out/ 1CH VGA Out ◆ Audio Input/Output: RCA 8CH In/ 1CH Out ◆ Alarm Input/Output: Alarm 4CH In/ 1CH Out ◆ Compression Method: H.264 ◆ Real time recording support: <ul style="list-style-type: none"> CIF:352x240 with 240 Fps (NTSC); 352x288 with 200 Fps (PAL) D1:720x480 with 60 Fps (NTSC); 704x576 with 50 Fps (PAL) ◆ Preview resolution: 720 x 480 (NTSC) , 704 x 576 (PAL) ; Playback resolution: 6 x CIF + 2 x D1 ◆ Hexaplex operation simultaneously: Preview, recording, playback, and network live, backup, playback ◆ 1 RJ-45 Ethernet connector, Static, Dynamic IP and DDNS , Support Internet Explorer and special client software ◆ Remote Control, PTZ, RS485 x 1, 2 x USB, 1 x IR Controller ◆ 1 SATA Hard Disk interface ◆ Backup: USB2.0 and Network ◆ Support remote view by Mobilephone
	LS-9008HK1SL	\$299	\$289	Color 1/3" SONY ICX633BK CCD, 420TV Lines Low Illumination (8pcs LICE24NSL)	
	LS-9008HK1SHL	\$356	\$346	Color 1/3" SONY ICX639BK CCD, 540TV Lines Low Illumination (8pcs LICE24NSHL)	
	LS-9008HK2HF	\$268	\$258	Color 1/4" SHARP RJ2421FA CCD, 420 TV Lines Low Illumination (8pcs LIRDBHF)	
	LS-9008HK2SL	\$292	\$282	Color 1/3" SONY ICX633BK CCD, 420TV Lines Low Illumination (8pcs LIRDBSL)	
	LS-9008HK2SHL	\$348	\$338	Color 1/3" SONY ICX639BK CCD, 540TV Lines Low Illumination (8pcs LIRDBSHL)	
	LS-9008HK3HF	\$316	\$306	Color 1/4" SHARP RJ2421FA CCD, 420 TV Lines Low Illumination (8pcs LICE48HF)	
	LS-9008HK3SL	\$356	\$346	Color 1/3" SONY ICX633BK CCD, 420TV Lines Low Illumination (8pcs LICE48SL)	
	LS-9008HK3SHL	\$420	\$410	Color 1/3" SONY ICX639BK CCD, 540TV Lines Low Illumination (8pcs LICE48SHL)	
	LS-9008HK4HF	\$272	\$262	Color 1/4" SHARP RJ2421FA CCD, 420 TV Lines Low Illumination (4pcs LICE24NHF & 4pcs LIRDBHF)	
	LS-9008HK4SL	\$296	\$286	Color 1/3" SONY ICX633BK CCD, 420TV Lines Low Illumination (4pcs LICE24NSL & 4pcs LIRDBSL)	
	LS-9008HK4SHL	\$352	\$342	Color 1/3" SONY ICX639BK CCD, 540TV Lines Low Illumination (4pcs LICE24NSHL & 4pcs LIRDBSHL)	
	LS-9008HK5HF	\$292	\$282	Color 1/4" SHARP RJ2421FA CCD, 420 TV Lines Low Illumination (4pcs LICE48HF & 4pcs LIRDBHF)	
	LS-9008HK5SL	\$324	\$314	Color 1/3" SONY ICX633BK CCD, 420TV Lines Low Illumination (4pcs LICE48SL & 4pcs LIRDBSL)	
	LS-9008HK5SHL	\$384	\$374	Color 1/3" SONY ICX639BK CCD, 540TV Lines Low Illumination (4pcs LICE48SHL & 4pcs LIRDBSHL)	

Distributors | Retailers | Security Contractors








8 Channel DVR & Camera Kits

18kg



Call For Price

Products Show	Model No.	Sample USD/SET	50PCS USD/SET	Camera Specification	DVR Sepcification
	9208HK1HF	\$282	\$272	Color 1/4" SHARP RJ2421FA CCD, 420 TV Lines Low Illumination (8pcs LICE24NHF)	<ul style="list-style-type: none"> ◆ Video Input/Output: BNC 8CH In/ 2CH BNC Out/ 1CH VGA Out ◆ Audio Input/Output: RCA 8CH In/ 1CH Out ◆ Alarm Input/Output: Alarm 4CH In/ 1CH Out ◆ Compression Method: H.264 ◆ Real time recording support: <ul style="list-style-type: none"> CIF:352x240 with 240 Fps (NTSC); 352x288 with 200 Fps (PAL) D1:720x480 with 60 Fps (NTSC); 704x576 with 50 Fps (PAL) ◆ Preview resolution: 720 x 480 (NTSC), 704 x 576 (PAL) ; Playback resolution: 6 x CIF + 2 x D1 ◆ Hexaplex operation simultaneously: Preview, recording, playback, and network live, backup, playback ◆ 1 RJ-45 Ethernet connector, Static, Dynamic IP and DDNS , Support Internet Explorer and special client software ◆ Remote Control, PTZ, RS485 x 1, 2 x USB, 1 x IR Controller ◆ 2 SATA Hard Disk interface ◆ Backup: USB2.0 and Network ◆ Support remote view by Mobilephone
	9208HK1SL	\$305	\$295	Color 1/3" SONY ICX633BK CCD, 420TV Lines Low Illumination (8pcs LICE24NSL)	
	9208HK1SHL	\$362	\$352	Color 1/3" SONY ICX639BK CCD, 540TV Lines Low Illumination (8pcs LICE24NSHL)	
	9208HK2HF	\$274	\$264	Color 1/4" SHARP RJ2421FA CCD, 420 TV Lines Low Illumination (8pcs LIRDBHF)	
	9208HK2SL	\$298	\$288	Color 1/3" SONY ICX633BK CCD, 420TV Lines Low Illumination (8pcs LIRDBSL)	
	9208HK2SHL	\$354	\$344	Color 1/3" SONY ICX639BK CCD, 540TV Lines Low Illumination (8pcs LIRDBSHL)	
	9208HK3HF	\$322	\$312	Color 1/4" SHARP RJ2421FA CCD, 420 TV Lines Low Illumination (8pcs LICE48HF)	
	9208HK3SL	\$362	\$352	Color 1/3" SONY ICX633BK CCD, 420TV Lines Low Illumination (8pcs LICE48SL)	
	9208HK3SHL	\$426	\$416	Color 1/3" SONY ICX639BK CCD, 540TV Lines Low Illumination (8pcs LICE48SHL)	
	9208HK4HF	\$278	\$268	Color 1/4" SHARP RJ2421FA CCD, 420 TV Lines Low Illumination (4pcs LICE24NHF & 4pcs LIRDBHF)	
	LS-9208HK4SL	\$302	\$292	Color 1/3" SONY ICX633BK CCD, 420TV Lines Low Illumination (4pcs LICE24NSL & 4pcs LIRDBSL)	
	9208HK4SHL	\$358	\$348	Color 1/3" SONY ICX639BK CCD, 540TV Lines Low Illumination (4pcs LICE24NSHL & 4pcs LIRDBSHL)	
	9208HK5HF	\$298	\$288	Color 1/4" SHARP RJ2421FA CCD, 420 TV Lines Low Illumination (4pcs LICE48HF & 4pcs LIRDBHF)	
	9208HK5SL	\$330	\$320	Color 1/3" SONY ICX633BK CCD, 420TV Lines Low Illumination (4pcs LICE48SL & 4pcs LIRDBSL)	
	9208HK5SHL	\$390	\$380	Color 1/3" SONY ICX639BK CCD, 540TV Lines Low Illumination (4pcs LICE48SHL & 4pcs LIRDBSHL)	

Agent Contact: (01) 650-242-5327 CA. (01)513-258-2402 OHIO. (01) 917-720-7192

Distributors | Retailers | Security Contractors



Hard Drives (For DVR)

0.85kg



Call For Price

Products Show	Model No.	Sample USD/SET	50PCS USD/SET	Specification
	HDD500GB	\$45	\$45	Seagate 500G SATAII 16M (7200.12/ST3500410AS)
	HDD1000GB	\$65	\$65	Seagate 1TB SATA2 16M (7200.12/ST31000528AS)
	HDD1500GB	\$85	\$85	Seagate 1.5TB SATAII 32M (7200.11/ST31500341AS)
	HDD2000GB	\$110	\$110	Seagate 2TB SATAII 32M (5900.12/ST32000542AS)

Price Terms:	US\$, 15%, 33.3%, 50%/100%
Minimum Order Quantiti:	10pcs/model after Display Order
Terms of payment:	Cash US\$, Credit, Check, T/T, L/C, and Paypal
Warrantee:	90-Days, 120-Days, One Year, Two Years
Attention:	Certain Models price are subject to change. Shipping and delivery expense is not included.

Agent Contact: (01) 650-242-5327 CA. (01)513-258-2402 OHIO. (01) 917-720-7192

ACSI Metro Commute Security International

Add : USA Suite 614 303 West 42nd St. Times Square New York, NY 10036 Assembly Plant: Bldg#

Agent Contact: (01) 650-242-5327 CA. (01) 513-258-2402 OHIO. (01) 917-720-7192 NNC

Website: <http://www.MetroCommuteSecurity.com>

E-mail: sales@MetroCommuteSecurity.com



Metro Commute Security International CCTV Camera Price List




Distributors | Resellers | Security Contractors

Call For Price

Ver.: 201108C

New & Hot Products

Series:#	Our Price US\$/SET	Lens TVL	Assembly Features	Model Picture
LPTA10XCG	\$109	10X, 1/4" Super HAD Sony Color CCD, 10X(φ=3.8-38mm), Color 480TVL	<ul style="list-style-type: none"> ★ Vandalproof Mini PTZ Speed Dome camera ★ Pan range: 0°-360° Continuous (Not 355°) ★ Tilt range: 0°-90° Flip ★ Pan Speed: Max 50°/sec Preset: 16 ★ Weatherproof Outdoor IP66 ★ RS485, Pelco D/P supported ★ 10X optical zoom lens (φ=3.8-38mm) ★ Size: 113x82x12mm Weight: 2.8Kg 	
LPTA10XSG	\$199	SAMSUNG 10X SDM-100, 1/4" Super HAD Color CCD, ICR, 10X(φ=3.8-38mm), Color 500TVL, 8 Back 570TVL	<ul style="list-style-type: none"> ★ Vandalproof Mini PTZ Speed Dome camera ★ Pan range: 0°-360° Continuous (Not 355°) ★ Tilt range: 0°-90° Flip ★ Pan Speed: Max 50°/sec Preset: 16 ★ Weatherproof Outdoor IP66 ★ RS485, Pelco D/P supported ★ 10X optical zoom lens (φ=3.8-38mm) ★ Size: 112x117mm Weight: 2.8Kg 	
LPTM10XCG	\$109	10X, 1/4" Super HAD Sony Color CCD, 10X(φ=3.8-38mm), Color 480TVL	<ul style="list-style-type: none"> ★ Vandalproof Mini PTZ Speed Dome camera ★ Pan range: 0°-360° Continuous (Not 355°) ★ Tilt range: 0°-90° Flip ★ Pan Speed: Max 50°/sec Preset: 16 ★ Weatherproof Outdoor IP66 ★ RS485, Pelco D/P supported ★ 10X optical zoom lens (φ=3.8-38mm) ★ Size: 112x117mm Weight: 2.8Kg 	
LPTM10XSG	\$199	SAMSUNG 10X SDM-100, 1/4" Super HAD Color CCD, ICR, 10X(φ=3.8-38mm), Color 500TVL, 8 Back 570TVL	<ul style="list-style-type: none"> ★ Vandalproof Mini PTZ Speed Dome camera ★ Pan range: 0°-360° Continuous (Not 355°) ★ Tilt range: 0°-90° Flip ★ Pan Speed: Max 50°/sec Preset: 16 ★ Weatherproof Outdoor IP66 ★ RS485, Pelco D/P supported ★ 10X optical zoom lens (φ=3.8-38mm) ★ Size: 112x117mm Weight: 2.8Kg 	
LVDC45SL	\$43	Color 1/3" SO NY ICX6338K CCD, 420TV Lines Low Illum Inator	<ul style="list-style-type: none"> Weatherproof & Vandalproof IR Dome Camera 3-Axis bracket ball-in 	
LVDC45HHD	\$51	Color 1/3" SHARP RJ2365CA CCD, 600TV Lines Low Illum Inator, DWDR, OSD, DNR	<ul style="list-style-type: none"> IR LED: 5X30PCS IR LED working distance: 25M 	
LVDC45SHD	\$56	Color 1/3" SO NY ICX6398K CCD, 600TV Lines Low Illum Inator, DWDR, OSD, DNR	<ul style="list-style-type: none"> OSD Menu controlled by cable button 	
LVDC45SHR	\$58	Color 1/3" SO NY ICX6398K CCD, 650TV Lines Low Illum Inator, DWDR, OSD, 3D DNR, Sense-up	<ul style="list-style-type: none"> 4-9m Maximal Zoom Lens 	
LVDC45SHE	\$60	Color 1/3" SO NY ICX673AK CCD, EMO-E 700TV Lines Low Illum Inator, ATR, OSD, DNR	<ul style="list-style-type: none"> Bracket included Dimensions: 135x 110(φ) mm Weight: 2kg 	
LVDF45SL	\$43	Color 1/3" SO NY ICX6338K CCD, 420TV Lines Low Illum Inator	<ul style="list-style-type: none"> Weatherproof & Vandalproof IR Dome Camera 3-Axis bracket ball-in 	
LVDF45HHD	\$51	Color 1/3" SHARP RJ2365CA CCD, 600TV Lines Low Illum Inator, DWDR, OSD, DNR	<ul style="list-style-type: none"> IR LED: 5X30PCS IR LED working distance: 25M 	
LVDF45SHD	\$56	Color 1/3" SO NY ICX6398K CCD, 600TV Lines Low Illum Inator, DWDR, OSD, DNR	<ul style="list-style-type: none"> OSD Menu controlled by cable button 	
LVDF45SHR	\$58	Color 1/3" SO NY ICX6398K CCD, 650TV Lines Low Illum Inator, DWDR, OSD, 3D DNR, Sense-up	<ul style="list-style-type: none"> 4-9m Maximal Zoom Lens 	
LVDF45SHE	\$60	Color 1/3" SO NY ICX673AK CCD, EMO-E 700TV Lines Low Illum Inator, ATR, OSD, DNR	<ul style="list-style-type: none"> Bracket included Dimensions: 140x 110(φ) mm Weight: 2kg 	

LVDGSL	\$23	Color 1/3" SO NY ICX6338 K CCD, 420TV Lines Low Illum Inatlon	Vandalproof Dome Camera Sony/Snap Color CCD	
LVDGHHD	\$31	Color 1/3" SHARP RJ2365CA CCD, 600TV Lines Low Illum Inatlon, DWDR, OSD, DNR	3-Axis bracket ball-lens	
LVDGSHD	\$35	Color 1/3" SO NY ICX6398 K CCD, 600TV Lines Low Illum Inatlon, DWDR, OSD, DNR	OSD Menu controlled by cable button	
LVDGSHR	\$37	Color 1/3" SO NY ICX6398 K CCD, 650TV Lines Low Illum Inatlon, DWDR, OSD, 3D DNR, Sense-AP	Leas: Board Leas 3.6mm /F2.0 Dimensions: 92 x 60(H)mm Weight:500g	
LCDSBSL	\$19	Color 1/3" SO NY ICX6338 K CCD, 420TV Lines Low Illum Inatlon	Plastic Dome Camera Sony/Snap Color CCD	
LCDSBHHD	\$28	Color 1/3" SHARP RJ2365CA CCD, 600TV Lines Low Illum Inatlon, DWDR, OSD, DNR	3-Axis bracket ball-lens	
LCDSBSHD	\$32	Color 1/3" SO NY ICX6398 K CCD, 600TV Lines Low Illum Inatlon, DWDR, OSD, DNR	OSD Menu controlled by cable button	
LCDSBSHR	\$34	Color 1/3" SO NY ICX6398 K CCD, 650TV Lines Low Illum Inatlon, DWDR, OSD, 3D DNR, Sense-AP	Leas: Board Leas 3.6mm /F2.0 Dimensions: 92 x 63(H)mm Weight:300g	
LCDCSL	\$20	Color 1/3" SO NY ICX6338 K CCD, 420TV Lines Low Illum Inatlon	Plastic Dome Camera	
LCDCSHD	\$29	Color 1/3" SHARP RJ2365CA CCD, 600TV Lines Low Illum Inatlon, DWDR, OSD, DNR	3-Axis bracket ball-lens	
LCDCSHR	\$35	Color 1/3" SO NY ICX6398 K CCD, 650TV Lines Low Illum Inatlon, DWDR, OSD, 3D DNR, Sense-AP	OSD Menu controlled by cable button	
LCDCSHE	\$37	Color 1/3" SO NY ICX673AK CCD, Emfo-E 700TV Lines Low Illum Inatlon, ATR, OSD, DNR	Leas: 3.6mm Board Leas Dimensions: 120 x 82(H)mm Weight:520g	
LCDDSL	\$19	Color 1/3" SO NY ICX6338 K CCD, 420TV Lines Low Illum Inatlon	Plastic Dome Camera	
LCDDHHD	\$28	Color 1/3" SHARP RJ2365CA CCD, 600TV Lines Low Illum Inatlon, DWDR, OSD, DNR	3-Axis bracket ball-lens	
LCDDSHD	\$32	Color 1/3" SO NY ICX6398 K CCD, 600TV Lines Low Illum Inatlon, DWDR, OSD, DNR	Leas: 3.6mm Board Leas	
LCDDSHR	\$34	Color 1/3" SO NY ICX6398 K CCD, 650TV Lines Low Illum Inatlon, DWDR, OSD, 3D DNR, Sense-AP	OSD Menu controlled by cable button	
LCDDSHE	\$36	Color 1/3" SO NY ICX673AK CCD, Emfo-E 700TV Lines Low Illum Inatlon, ATR, OSD, DNR	Dimensions: 98 x 70(H)mm Weight:350g	
LIP40SL	\$50	Color 1/3" SO NY ICX6338 K CCD, 420TV Lines Low Illum Inatlon	Weather proof IR camera with 3-Axis Bracket	
LIP40HHD	\$58	Color 1/3" SHARP RJ2365CA CCD, 600TV Lines Low Illum Inatlon, DWDR, OSD, DNR	IR LED: 5X42PCS IR LED working distance: 40M	
LIP40SHD	\$62	Color 1/3" SO NY ICX6398 K CCD, 600TV Lines Low Illum Inatlon, DWDR, OSD, DNR	Water resistance: IP66 Cable ball-lens bracket	
LIP40SHR	\$64	Color 1/3" SO NY ICX6398 K CCD, 650TV Lines Low Illum Inatlon, DWDR, OSD, 3D DNR, Sense-AP	OSD Menu controlled by cable button	
LIP40SHE	\$66	Color 1/3" SO NY ICX673AK CCD, Emfo-E 700TV Lines Low Illum Inatlon, ATR, OSD, DNR	4-9mm Maximal Zoom Leas Dimensions: 260(W)x112(H)x85(D)mm Weight:1.6Kg	ZOOM FOCUS
LIP90SL	\$53	Color 1/3" SO NY ICX6338 K CCD, 420TV Lines Low Illum Inatlon	Weather proof IR camera with 3-Axis Bracket	
LIP90HHD	\$61	Color 1/3" SHARP RJ2365CA CCD, 600TV Lines Low Illum Inatlon, DWDR, OSD, DNR	IR LED: 5X72PCS IR LED working distance: 60M	
LIP90SHD	\$65	Color 1/3" SO NY ICX6398 K CCD, 600TV Lines Low Illum Inatlon, DWDR, OSD, DNR	Water resistance: IP66 Cable ball-lens bracket	
LIP90SHR	\$67	Color 1/3" SO NY ICX6398 K CCD, 650TV Lines Low Illum Inatlon, DWDR, OSD, 3D DNR, Sense-AP	OSD Menu controlled by cable button	
LIP90SHE	\$69	Color 1/3" SO NY ICX673AK CCD, Emfo-E 700TV Lines Low Illum Inatlon, ATR, OSD, DNR	4-9mm Maximal Zoom Leas 2.8-12mm Maximal Zoom Leas optional (add US\$2) Dimensions: 275(W)x125(H)x105(D)mm Weight:2Kg	ZOOM FOCUS
LISS0SL	\$34	Color 1/3" SO NY ICX6338 K CCD, 420TV Lines Low Illum Inatlon	Weather proof IR camera	
LISS0HHD	\$43	Color 1/3" SHARP RJ2365CA CCD, 600TV Lines Low Illum Inatlon, DWDR, OSD, DNR	IR LED: 42X1PC IR LED working distance: 50M	
LISS0SHD	\$47	Color 1/3" SO NY ICX6398 K CCD, 600TV Lines Low Illum Inatlon, DWDR, OSD, DNR	Water resistance: IP66	
LISS0SHR	\$49	Color 1/3" SO NY ICX6398 K CCD, 650TV Lines Low Illum Inatlon, DWDR, OSD, 3D DNR, Sense-AP	OSD Menu controlled by cable button (standard)	
LISS0SHE	\$51	Color 1/3" SO NY ICX673AK CCD, Emfo-E 700TV Lines Low Illum Inatlon, ATR, OSD, DNR	OSD Menu controlled by RS485 (optional) Leas: CS Leas 8mm /F2.0 Dimensions: 225(W)x175(H)x95(D)mm Weight:1.7Kg	

Agent Contact: (01) 650-242-5327 CA. (01)513-258-2402 OHIO. (01) 917-720-7192

Promotions



Series:#	Our Price US\$/SET	Lens/TVL	Assembly Features	Picture
LIRD30SL	\$18.8	Color 1/3" SONY ICX6338K CCD, 420TV Lines Low Illum Inratio	Plastic IR Dome Camera IR LED: ϕ 5X30PCS IR LED working distance: 25M Lens: Board Lens 3.6mm/F2.0	
LIRD30HHD	\$24.8	Color 1/3" SHARP RJ2365CA CCD, 600TV Lines Low Illum Inratio, DWDR, OSD, DNR	White and Black color optional Dimension: ϕ 94 x 73(H)mm Weight: 350g	
LIRDBSL	\$19.8	Color 1/3" SONY ICX6338K CCD, 420TV Lines Low Illum Inratio	Vandalproof IR Dome Camera IR LED: ϕ 5X24PCS IR LED working distance: 20M Lens: Board Lens 3.6mm/F2.0	
LIRDBHHD	\$25.8	Color 1/3" SHARP RJ2365CA CCD, 600TV Lines Low Illum Inratio, DWDR, OSD, DNR	Dimension: ϕ 94 x 69(H)mm Weight: 450g	
LIRDESL	\$20.8	Color 1/3" SONY ICX6338K CCD, 420TV Lines Low Illum Inratio	Vandalproof IR Dome Camera IR LED: ϕ 5X24PCS IR LED working distance: 20M Lens: Board Lens 3.6mm/F2.0	
LIRDEHHD	\$26.8	Color 1/3" SHARP RJ2365CA CCD, 600TV Lines Low Illum Inratio, DWDR, OSD, DNR	Dimension: ϕ 94 x 69(H)mm Weight: 450g	
LIRDCSL	\$29.8	Color 1/3" SONY ICX6338K CCD, 420TV Lines Low Illum Inratio	Vandalproof IR Dome Camera IR LED: ϕ 5X36PCS IR LED working distance: 30M OSD Menu controlled by cable button 4-9mm Maximal Zoom Lens	
LIRDCCHHD	\$35.8	Color 1/3" SHARP RJ2365CA CCD, 600TV Lines Low Illum Inratio, DWDR, OSD, DNR	2.8-12mm Maximal Zoom Lens optional (add US\$2)	
LIRDCSHE	\$44.8	Color 1/3" SONY ICX673AK CCD, Emu-E 700TV Lines Low Illum Inratio, ATR, OSD, DNR	Dimension: ϕ 131 x 93(H)mm Weight: 800g	
LICE24NSL	\$20.3	Color 1/3" SONY ICX6338K CCD, 420TV Lines Low Illum Inratio	Weatherproof IR camera with 3-Axis Bracket IR LED: ϕ 5X24PCS IR LED working distance: 20M Water resistance: IP66 Cable built-in bracket	
LICE24NHHD	\$26.3	Color 1/3" SHARP RJ2365CA CCD, 600TV Lines Low Illum Inratio, DWDR, OSD, DNR	Lens: Board Lens 3.6mm/F2.0 Dimension: 86(W) x 60(H) x 55(D)mm Weight: 400g	
LICG24SL	\$21.3	Color 1/3" SONY ICX6338K CCD, 420TV Lines Low Illum Inratio	Weatherproof IR camera with 3-Axis Bracket IR LED: ϕ 5X24PCS IR LED working distance: 20M Water resistance: IP66 Cable built-in bracket	
LICG24HHD	\$27.3	Color 1/3" SHARP RJ2365CA CCD, 600TV Lines Low Illum Inratio, DWDR, OSD, DNR	Lens: Board Lens 3.6mm/F2.0 Dimension: 175(W) x 69(H) x 55(D)mm Weight: 830g	
LICG30SL	\$23.3	Color 1/3" SONY ICX6338K CCD, 420TV Lines Low Illum Inratio	Weatherproof IR camera with 3-Axis Bracket IR LED: ϕ 5X30PCS IR LED working distance: 25M Water resistance: IP66 Cable built-in bracket	
LICG30HHD	\$29.3	Color 1/3" SHARP RJ2365CA CCD, 600TV Lines Low Illum Inratio, DWDR, OSD, DNR	Lens: Board Lens 3.6mm/F2.0 Dimension: 200(W) x 82(H) x 75(D)mm Weight: 880g	

Agent Contact: (01) 650-242-5327 CA. (01) 513-258-2402 OHIO. (01) 917-720-7192

LIK24SL	\$22.8	Color 1/3" SONY ICX6338K CCD, 420TV Lines Low Illum Inatio	Weatherproof IR camera with 3-Axis Bracket IR LED: ϕ 5X24PCS IR LED working distance: 20M Water resistance: IP66 Cable built-in bracket	
LIK24HHD	\$28.8	Color 1/3" SHARP RJ2365CA CCD, 600TV Lines Low Illum Inatio, DWDR, OSD, DNR	Less: Board Lens 3.6mm/F2.0 Dimension: 175(W) x 124(H) x 83(D)mm Weight: 830g	
LIK740SL	\$33.8	Color 1/3" SONY ICX6338K CCD, 420TV Lines Low Illum Inatio	Weatherproof IR camera with 3-Axis Bracket IR LED: ϕ 5X42PCS IR LED working distance: 40M	
LIK740HHD	\$39.8	Color 1/3" SHARP RJ2365CA CCD, 600TV Lines Low Illum Inatio, DWDR, OSD, DNR	Water resistance: IP66 Cable built-in bracket 4-9mm Maximal Zoom Lens	
LIK740SHE	\$49.8	Color 1/3" SONY ICX673AK CCD, Em0-E 700TV Lines Low Illum Inatio, ATR, OSD, DNR	2.8-12mm Maximal Zoom Lens optional (add US\$2) Dimension: 228(W) x 97(H) x 82(D)mm Weight: 1.4Kg	
LIK790SL	\$36.8	Color 1/3" SONY ICX6338K CCD, 420TV Lines Low Illum Inatio	Weatherproof IR camera with 3-Axis Bracket IR LED: ϕ 5X72PCS IR LED working distance: 60M	
LIK790HHD	\$42.8	Color 1/3" SHARP RJ2365CA CCD, 600TV Lines Low Illum Inatio, DWDR, OSD, DNR	Water resistance: IP66 Cable built-in bracket 4-9mm Maximal Zoom Lens	
LIK790SHE	\$52.8	Color 1/3" SONY ICX673AK CCD, Em0-E 700TV Lines Low Illum Inatio, ATR, OSD, DNR	2.8-12mm Maximal Zoom Lens optional (add US\$2) Dimension: 295(W) x 120(H) x 103(D)mm Weight: 1.7 Kg	
LIA40ESL	\$32.8	Color 1/3" SONY ICX6338K CCD, 420TV Lines Low Illum Inatio	Weatherproof IR camera IR LED: ϕ 5X42PCS IR LED working distance: 40M	
LIA40EHHD	\$38.8	Color 1/3" SHARP RJ2365CA CCD, 600TV Lines Low Illum Inatio, DWDR, OSD, DNR	Water resistance: IP66 Cable built-in bracket 4-9mm Maximal Zoom Lens	
LIA40ESHE	\$48.8	Color 1/3" SONY ICX673AK CCD, Em0-E 700TV Lines Low Illum Inatio, ATR, OSD, DNR	2.8-12mm Maximal Zoom Lens optional (add US\$2) Dimension: 200(W) x 171(H) x 83(D)mm Weight: 1.4Kg	
LIA90ESL	\$35.8	Color 1/3" SONY ICX6338K CCD, 420TV Lines Low Illum Inatio	Weatherproof IR camera IR LED: ϕ 5X72PCS IR LED working distance: 60M	
LIA90EHHD	\$41.8	Color 1/3" SHARP RJ2365CA CCD, 600TV Lines Low Illum Inatio, DWDR, OSD, DNR	Water resistance: IP66 Cable built-in bracket 4-9mm Maximal Zoom Lens	
LIA90ESHE	\$51.8	Color 1/3" SONY ICX673AK CCD, Em0-E 700TV Lines Low Illum Inatio, ATR, OSD, DNR	2.8-12mm Maximal Zoom Lens optional (add US\$2) Dimension: 240(W) x 186(H) x 100(D)mm Weight: 1.7 Kg	

Dome Cameras

Agent Contact: (01) 650-242-5327 CA. (01) 513-258-2402 OHIO. (01) 917-720-7192








Series:#	Our Price US\$/SET	Lens/TVL	Assembly Features	Picture
LCDSL	\$17	Color 1/3" SONY ICX6338K CCD, 420TV Lines Low Illum Inatio	Plastic Dome Camera	
LCDSHHD	\$26	Color 1/3" SHARP RJ2365CA CCD, 600TV Lines Low Illum Inatio, DWDR, OSD, DNR	Soxy/Sharp Color CCD	
LCDSHSD	\$29	Color 1/3" SONY ICX6398K CCD, 600TV Lines Low Illum Inatio, DWDR, OSD, DNR	OSD Menu controlled by cable built-in	
LCDSHR	\$31	Color 1/3" SONY ICX6398K CCD, 650TV Lines Low Illum Inatio, DWDR, OSD, 3D DNR, Sesse-4p	Less: Board Lens 3.6mm/F2.0	
LCSSHE	\$33	Color 1/3" SONY ICX673AK CCD, Em0-E 700TV Lines Low Illum Inatio, ATR, OSD, DNR	Dimension: ϕ 88 x 58(H)mm Weight: 300g	
LCDMSL	\$18	Color 1/3" SONY ICX6338K CCD, 420TV Lines Low Illum Inatio	Plastic Dome Camera	
LCDMHHD	\$27	Color 1/3" SHARP RJ2365CA CCD, 600TV Lines Low Illum Inatio, DWDR, OSD, DNR	Soxy/Sharp Color CCD	
LCDMSHD	\$30	Color 1/3" SONY ICX6398K CCD, 600TV Lines Low Illum Inatio, DWDR, OSD, DNR	Less: Board Lens 3.6mm/F2.0	
LCDMSHR	\$32	Color 1/3" SONY ICX6398K CCD, 650TV Lines Low Illum Inatio, DWDR, OSD, 3D DNR, Sesse-4p	OSD Menu controlled by cable built-in (standard)	
LCDMSHE	\$34	Color 1/3" SONY ICX673AK CCD, Em0-E 700TV Lines Low Illum Inatio, ATR, OSD, DNR	OSD Menu controlled by RS485 (optional) Dimension: ϕ 118 x 74(H)mm Weight: 350g	

Agent Contact: (01) 650-242-5327 CA. (01)513-258-2402 OHIO. (01) 917-720-7192

LCDSBSL	\$19	Color 1/3" SO NY ICX6338 K CCD, 420TV Lines Low Illum Inatio	Plastic Dome Camera Soxy/Sharp Color CCD	
LCDSBHHD	\$28	Color 1/3" SHARP RJ2365CA CCD, 600TV Lines Low Illum Inatio, DWDR, OSD, DNR	3-Axis bracketball-in	
LCDSBSHD	\$32	Color 1/3" SO NY ICX6398 K CCD, 600TV Lines Low Illum Inatio, DWDR, OSD, DNR	OSD Menu controlled by cable button	
LCDSBSHR	\$34	Color 1/3" SO NY ICX6398 K CCD, 650TV Lines Low Illum Inatio, DWDR, OSD, 3D DNR, Sense-UP	Less: Board Less 3.6mm/F2.0 Dimensions: \varnothing 92 x 63(H) mm Weight:300g	
LCDDSL	\$19	Color 1/3" SO NY ICX6338 K CCD, 420TV Lines Low Illum Inatio	Plastic Dome Camera Soxy/Sharp Color CCD	
LCDDHHD	\$28	Color 1/3" SHARP RJ2365CA CCD, 600TV Lines Low Illum Inatio, DWDR, OSD, DNR	3-Axis bracketball-in	
LCDDSHD	\$32	Color 1/3" SO NY ICX6398 K CCD, 600TV Lines Low Illum Inatio, DWDR, OSD, DNR	Less: 3.6mm Board Less	
LCDDSHR	\$34	Color 1/3" SO NY ICX6398 K CCD, 650TV Lines Low Illum Inatio, DWDR, OSD, 3D DNR, Sense-UP	OSD Menu controlled by cable button	
LCDD SHE	\$36	Color 1/3" SO NY ICX673AK CCD, Em0-E 700TV Lines Low Illum Inatio, ATR, OSD, DNR	Dimensions: \varnothing 98 x 70(H) mm Weight:350g	
LCDCSL	\$20	Color 1/3" SO NY ICX6338 K CCD, 420TV Lines Low Illum Inatio	Plastic Dome Camera Soxy/Sharp Color CCD	
LCDC HHD	\$29	Color 1/3" SHARP RJ2365CA CCD, 600TV Lines Low Illum Inatio, DWDR, OSD, DNR	3-Axis bracketball-in	
LCDCSHD	\$33	Color 1/3" SO NY ICX6398 K CCD, 600TV Lines Low Illum Inatio, DWDR, OSD, DNR	Less: 3.6mm Board Less	
LCDCSHR	\$35	Color 1/3" SO NY ICX6398 K CCD, 650TV Lines Low Illum Inatio, DWDR, OSD, 3D DNR, Sense-UP	OSD Menu controlled by cable button	
LCDCSHE	\$37	Color 1/3" SO NY ICX673AK CCD, Em0-E 700TV Lines Low Illum Inatio, ATR, OSD, DNR	Dimensions: \varnothing 120 x 82(H) mm Weight:520g	
LCDRSL	\$20	Color 1/3" SO NY ICX6338 K CCD, 420TV Lines Low Illum Inatio	Plastic Dome Camera Soxy/Sharp Color CCD	
LCDRHHD	\$29	Color 1/3" SHARP RJ2365CA CCD, 600TV Lines Low Illum Inatio, DWDR, OSD, DNR	3-Axis bracketball-in	
LCDRSHD	\$33	Color 1/3" SO NY ICX6398 K CCD, 600TV Lines Low Illum Inatio, DWDR, OSD, DNR	Less: 3.6mm Board Less	
LCDRSHR	\$35	Color 1/3" SO NY ICX6398 K CCD, 650TV Lines Low Illum Inatio, DWDR, OSD, 3D DNR, Sense-UP	OSD Menu controlled by cable button	
LCDRSHE	\$37	Color 1/3" SO NY ICX673AK CCD, Em0-E 700TV Lines Low Illum Inatio, ATR, OSD, DNR	Dimensions: \varnothing 100 x 78(H) mm Weight:350g	
LCDNTSL	\$24	Color 1/3" SO NY ICX6338 K CCD, 420TV Lines Low Illum Inatio	Plastic Dome Camera Soxy/Sharp Color CCD	
LCDNTHHD	\$33	Color 1/3" SHARP RJ2365CA CCD, 600TV Lines Low Illum Inatio, DWDR, OSD, DNR	3-Axis bracketball-in	
LCDNTSHD	\$37	Color 1/3" SO NY ICX6398 K CCD, 600TV Lines Low Illum Inatio, DWDR, OSD, DNR	OSD Menu controlled by cable button (standard)	
LCDNTSHR	\$39	Color 1/3" SO NY ICX6398 K CCD, 650TV Lines Low Illum Inatio, DWDR, OSD, 3D DNR, Sense-UP	OSD Menu controlled by RS485 (optioal)	
LCDNTSHE	\$41	Color 1/3" SO NY ICX673AK CCD, Em0-E 700TV Lines Low Illum Inatio, ATR, OSD, DNR	Less: 4-9mm Maxial Zoom Less Dimensions: \varnothing 118 x 106(H) mm Weight:520g	
LCDP SL	\$23	Color 1/3" SO NY ICX6338 K CCD, 420TV Lines Low Illum Inatio	Plastic Dome Camera Soxy/Sharp Color CCD	
LCDPHHD	\$32	Color 1/3" SHARP RJ2365CA CCD, 600TV Lines Low Illum Inatio, DWDR, OSD, DNR	3-Axis bracketball-in	
LCDP SHD	\$37	Color 1/3" SO NY ICX6398 K CCD, 600TV Lines Low Illum Inatio, DWDR, OSD, DNR	OSD Menu controlled by cable button	
LCDP SHR	\$39	Color 1/3" SO NY ICX6398 K CCD, 650TV Lines Low Illum Inatio, DWDR, OSD, 3D DNR, Sense-UP	Less: Board Less 3.6mm/F2.0 Dimensions: \varnothing 130 x 93(H) mm Weight:520g	
LCDNT20SL	\$26	Color 1/3" SO NY ICX6338 K CCD, 420TV Lines Low Illum Inatio	Plastic IR Dome Camera 3-Axis bracketball-in	
LCDNT20HHD	\$35	Color 1/3" SHARP RJ2365CA CCD, 600TV Lines Low Illum Inatio, DWDR, OSD, DNR	IR LED: \varnothing 5X21PCS IR LED working distance: 20M	
LCDNT20SHD	\$40	Color 1/3" SO NY ICX6398 K CCD, 600TV Lines Low Illum Inatio, DWDR, OSD, DNR	OSD Menu controlled by cable button (standard)	
LCDNT20SHR	\$42	Color 1/3" SO NY ICX6398 K CCD, 650TV Lines Low Illum Inatio, DWDR, OSD, 3D DNR, Sense-UP	OSD Menu controlled by RS485 (optioal)	
LCDNT20SHE	\$44	Color 1/3" SO NY ICX673AK CCD, Em0-E 700TV Lines Low Illum Inatio, ATR, OSD, DNR	4-9mm Maxial Zoom Less 2.8-12mm Maxial Zoom Less optioal (add US\$2) Dimensions: \varnothing 149 x 99(H) mm Weight:520g	

Agent Contact: (01) 650-242-5327 CA. (01)513-258-2402 OHIO. (01) 917-720-7192

LIRD30SL	\$18.8	Color 1/3" SO NY ICX6338 K CCD, 420TV Lines Low Illum Inatba	Plastic IR Dome Camera IR LED: 5X30PCS IR LED working distance: 25M	
LIRD30HHD	\$24.8	Color 1/3" SHARP RJ2365CA CCD, 600TV Lines Low Illum Inatba, DWDR, OSD, DNR	Wide and Black color optional	
LIRD30SHD	\$31	Color 1/3" SO NY ICX6398 K CCD, 600TV Lines Low Illum Inatba, DWDR, OSD, DNR	OSD Menu controlled by cable button	
LIRD30SHR	\$33	Color 1/3" SO NY ICX6398 K CCD, 650TV Lines Low Illum Inatba, DWDR, OSD, 3D DNR, Sense-Up	Leas: Board Less 3.6mm /F2.0 Dimensions: 94 x 73(H) mm Weight: 350g	
LIRDPSL	\$19	Color 1/3" SO NY ICX6338 K CCD, 420TV Lines Low Illum Inatba	Plastic IR Dome Camera IR LED: 5X24PCS IR LED working distance: 20M	
LIRDPHHD	\$27	Color 1/3" SHARP RJ2365CA CCD, 600TV Lines Low Illum Inatba, DWDR, OSD, DNR	OSD Menu controlled by cable button	
LIRDPSHD	\$31	Color 1/3" SO NY ICX6398 K CCD, 600TV Lines Low Illum Inatba, DWDR, OSD, DNR	Leas: Board Less 3.6mm /F2.0	
LIRDPSHR	\$33	Color 1/3" SO NY ICX6398 K CCD, 650TV Lines Low Illum Inatba, DWDR, OSD, 3D DNR, Sense-Up	Dimensions: 94 x 69(H) mm Weight: 300g	
LIRDBSL	\$19.8	Color 1/3" SO NY ICX6338 K CCD, 420TV Lines Low Illum Inatba	Vandalproof IR Dome Camera IR LED: 5X24PCS IR LED working distance: 20M	
LIRDBHHD	\$25.8	Color 1/3" SHARP RJ2365CA CCD, 600TV Lines Low Illum Inatba, DWDR, OSD, DNR	OSD Menu controlled by cable button	
LIRDBSHD	\$32	Color 1/3" SO NY ICX6398 K CCD, 600TV Lines Low Illum Inatba, DWDR, OSD, DNR	Leas: Board Less 3.6mm /F2.0	
LIRDBSHR	\$34	Color 1/3" SO NY ICX6398 K CCD, 650TV Lines Low Illum Inatba, DWDR, OSD, 3D DNR, Sense-Up	Dimensions: 94 x 69(H) mm Weight: 400g	
LIRDBSHE	\$36	Color 1/3" SO NY ICX673AK CCD, Em0-E 700TV Lines Low Illum Inatba, ATR, OSD, DNR		
LIRDESL	\$20.8	Color 1/3" SO NY ICX6338 K CCD, 420TV Lines Low Illum Inatba	Vandalproof IR Dome Camera IR LED: 5X24PCS IR LED working distance: 20M	
LIRDEHHD	\$26.8	Color 1/3" SHARP RJ2365CA CCD, 600TV Lines Low Illum Inatba, DWDR, OSD, DNR	OSD Menu controlled by cable button (standard)	
LIRDESHD	\$33	Color 1/3" SO NY ICX6398 K CCD, 600TV Lines Low Illum Inatba, DWDR, OSD, DNR	OSD Menu controlled by RS485 (optional)	
LIRDESHR	\$35	Color 1/3" SO NY ICX6398 K CCD, 650TV Lines Low Illum Inatba, DWDR, OSD, 3D DNR, Sense-Up	Leas: Board Less 3.6mm /F2.0	
LIRDESHE	\$37	Color 1/3" SO NY ICX673AK CCD, Em0-E 700TV Lines Low Illum Inatba, ATR, OSD, DNR	Dimensions: 94 x 69(H) mm Weight: 450g	
LIRDCSL	\$29.8	Color 1/3" SO NY ICX6338 K CCD, 420TV Lines Low Illum Inatba	Vandalproof IR Dome Camera IR LED: 5X36PCS IR LED working distance: 30M	
LIRDCHHD	\$35.8	Color 1/3" SHARP RJ2365CA CCD, 600TV Lines Low Illum Inatba, DWDR, OSD, DNR	OSD Menu controlled by cable button	
LIRDCSHD	\$42	Color 1/3" SO NY ICX6398 K CCD, 600TV Lines Low Illum Inatba, DWDR, OSD, DNR	4-9mm Maxial Zoom Leas	
LIRDCSHR	\$44	Color 1/3" SO NY ICX6398 K CCD, 650TV Lines Low Illum Inatba, DWDR, OSD, 3D DNR, Sense-Up	2.8-12mm Maxial Zoom Leas optional (add US\$2)	
LIRDCSHE	\$44.8	Color 1/3" SO NY ICX673AK CCD, Em0-E 700TV Lines Low Illum Inatba, ATR, OSD, DNR	Dimensions: 131 x 93(H) mm Weight: 800g	
LIRDRSL	\$22	Color 1/3" SO NY ICX6338 K CCD, 420TV Lines Low Illum Inatba	Vandalproof IR Dome Camera IR LED: 5X24PCS IR LED working distance: 20M	
LIRDRHHD	\$31	Color 1/3" SHARP RJ2365CA CCD, 600TV Lines Low Illum Inatba, DWDR, OSD, DNR	OSD Menu controlled by cable button	
LIRDRSHD	\$35	Color 1/3" SO NY ICX6398 K CCD, 600TV Lines Low Illum Inatba, DWDR, OSD, DNR	Leas: Board Less 3.6mm /F2.0	
LIRDRSHR	\$37	Color 1/3" SO NY ICX6398 K CCD, 650TV Lines Low Illum Inatba, DWDR, OSD, 3D DNR, Sense-Up	Dimensions: 94 x 69(H) mm Weight: 450g	
LIRDRSHE	\$39	Color 1/3" SO NY ICX673AK CCD, Em0-E 700TV Lines Low Illum Inatba, ATR, OSD, DNR		
LIRDSSL	\$31	Color 1/3" SO NY ICX6338 K CCD, 420TV Lines Low Illum Inatba	Vandalproof IR Dome Camera IR LED: 5X36PCS IR LED working distance: 30M	
LIRDSHHD	\$40	Color 1/3" SHARP RJ2365CA CCD, 600TV Lines Low Illum Inatba, DWDR, OSD, DNR	OSD Menu controlled by cable button	
LIRDSSHD	\$44	Color 1/3" SO NY ICX6398 K CCD, 600TV Lines Low Illum Inatba, DWDR, OSD, DNR	4-9mm Maxial Zoom Leas	
LIRDSSHR	\$46	Color 1/3" SO NY ICX6398 K CCD, 650TV Lines Low Illum Inatba, DWDR, OSD, 3D DNR, Sense-Up	2.8-12mm Maxial Zoom Leas optional (add US\$2)	
LIRDSSHE	\$48	Color 1/3" SO NY ICX673AK CCD, Em0-E 700TV Lines Low Illum Inatba, ATR, OSD, DNR	Dimensions: 131 x 93(H) mm Weight: 800g	

LIRDTSL	\$35	Color 1/3" SONY ICX6338K CCD, 420TV Lines Low Illumination	Vandalproof IR Dome Camera	
LIRDTHHD	\$44	Color 1/3" SHARP RJ2365CA CCD, 600TV Lines Low Illumination, DWDR, OSD, DNR	IR LED: ϕ SX36PCS IR LED working distance: 30M	
LIRDTSHD	\$48	Color 1/3" SONY ICX6398K CCD, 600TV Lines Low Illumination, DWDR, OSD, DNR	OSD Menu controlled by cable button	
LIRDTSHR	\$50	Color 1/3" SONY ICX6398K CCD, 650TV Lines Low Illumination, DWDR, OSD, 3D DNR, Sense-up	4-9mm Maximal Zoom Lens	
LIRDTSHE	\$52	Color 1/3" SONY ICX673AK CCD, Emo-E 700TV Lines Low Illumination, ATR, OSD, DNR	2.8-12mm Maximal Zoom Lens optional (add US\$2)	
			Dimensions: ϕ 275 x 93(H) mm Weight: 2.1Kg	
LVDGSL	\$23	Color 1/3" SONY ICX6338K CCD, 420TV Lines Low Illumination	Vandalproof Dome Camera	
LVDGHHD	\$31	Color 1/3" SHARP RJ2365CA CCD, 600TV Lines Low Illumination, DWDR, OSD, DNR	Sony/Sharp Color CCD	
LVDGSHD	\$35	Color 1/3" SONY ICX6398K CCD, 600TV Lines Low Illumination, DWDR, OSD, DNR	3-Axis bracket ball-tilt	
LVDGSHR	\$37	Color 1/3" SONY ICX6398K CCD, 650TV Lines Low Illumination, DWDR, OSD, 3D DNR, Sense-up	OSD Menu controlled by cable button	
			Lens: Board Lens 3.6mm /F2.0	
			Dimensions: ϕ 92 x 60(H) mm Weight: 500g	
LVD25SL	\$22	Color 1/3" SONY ICX6338K CCD, 420TV Lines Low Illumination	Vandalproof Dome Camera	
LVD25HHD	\$30	Color 1/3" SHARP RJ2365CA CCD, 600TV Lines Low Illumination, DWDR, OSD, DNR	Sony/Sharp Color CCD	
LVD25SHD	\$34	Color 1/3" SONY ICX6398K CCD, 600TV Lines Low Illumination, DWDR, OSD, DNR	OSD Menu controlled by cable button	
LVD25SHR	\$36	Color 1/3" SONY ICX6398K CCD, 650TV Lines Low Illumination, DWDR, OSD, 3D DNR, Sense-up	Lens: Board Lens 3.6mm /F2.0	
			Dimensions: ϕ 94 x 69(H) mm Weight: 350g	
LVDN25SL	\$22	Color 1/3" SONY ICX6338K CCD, 420TV Lines Low Illumination	Vandalproof Dome Camera	
LVDN25HHD	\$30	Color 1/3" SHARP RJ2365CA CCD, 600TV Lines Low Illumination, DWDR, OSD, DNR	Sony/Sharp Color CCD	
LVDN25SHD	\$34	Color 1/3" SONY ICX6398K CCD, 600TV Lines Low Illumination, DWDR, OSD, DNR	3-Axis bracket ball-tilt	
LVDN25SHR	\$36	Color 1/3" SONY ICX6398K CCD, 650TV Lines Low Illumination, DWDR, OSD, 3D DNR, Sense-up	OSD Menu controlled by cable button	
LVDN25SHE	\$38	Color 1/3" SONY ICX673AK CCD, Emo-E 700TV Lines Low Illumination, ATR, OSD, DNR	Lens: Board Lens 3.6mm /F2.0	
			Dimensions: ϕ 94 x 85(H) mm Weight: 500g	
LVDN35SL	\$31	Color 1/3" SONY ICX6338K CCD, 420TV Lines Low Illumination	Vandalproof Dome Camera	
LVDN35HHD	\$40	Color 1/3" SHARP RJ2365CA CCD, 600TV Lines Low Illumination, DWDR, OSD, DNR	3-Axis bracket ball-tilt	
LVDN35SHD	\$44	Color 1/3" SONY ICX6398K CCD, 600TV Lines Low Illumination, DWDR, OSD, DNR	OSD Menu controlled by cable button	
LVDN35SHR	\$46	Color 1/3" SONY ICX6398K CCD, 650TV Lines Low Illumination, DWDR, OSD, 3D DNR, Sense-up	4-9mm Maximal Zoom Lens	
LVDN35SHE	\$48	Color 1/3" SONY ICX673AK CCD, Emo-E 700TV Lines Low Illumination, ATR, OSD, DNR	2.8-12mm Maximal Zoom Lens optional (add US\$2)	
			Dimensions: ϕ 117 x 92(H) mm Weight: 800g	
LVDN45SL	\$32	Color 1/3" SONY ICX6338K CCD, 420TV Lines Low Illumination	Vandalproof Dome Camera	
LVDN45HHD	\$41	Color 1/3" SHARP RJ2365CA CCD, 600TV Lines Low Illumination, DWDR, OSD, DNR	3-Axis bracket ball-tilt	
LVDN45SHD	\$45	Color 1/3" SONY ICX6398K CCD, 600TV Lines Low Illumination, DWDR, OSD, DNR	OSD Menu controlled by cable button	
LVDN45SHR	\$47	Color 1/3" SONY ICX6398K CCD, 650TV Lines Low Illumination, DWDR, OSD, 3D DNR, Sense-up	4-9mm Maximal Zoom Lens	
LVDN45SHE	\$49	Color 1/3" SONY ICX673AK CCD, Emo-E 700TV Lines Low Illumination, ATR, OSD, DNR	2.8-12mm Maximal Zoom Lens optional (add US\$2)	
			Dimensions: ϕ 142 x 100(H) mm Weight: 1kg	
LVDSSL	\$22	Color 1/3" SONY ICX6338K CCD, 420TV Lines Low Illumination	Vandalproof Dome Camera	
LVDSSHHD	\$30	Color 1/3" SHARP RJ2365CA CCD, 600TV Lines Low Illumination, DWDR, OSD, DNR	Sony/Sharp Color CCD	
LVDSSHD	\$35	Color 1/3" SONY ICX6398K CCD, 600TV Lines Low Illumination, DWDR, OSD, DNR	OSD Menu controlled by cable button	
LVDSSHR	\$37	Color 1/3" SONY ICX6398K CCD, 650TV Lines Low Illumination, DWDR, OSD, 3D DNR, Sense-up	Lens: Board Lens 3.6mm /F2.0	
LVDSSHE	\$39	Color 1/3" SONY ICX673AK CCD, Emo-E 700TV Lines Low Illumination, ATR, OSD, DNR	Dimensions: ϕ 108 x 69(H) mm Weight: 450g	







Agent Contact: (01) 650-242-5327 CA. (01) 513-258-2402 OHIO. (01) 917-720-7192

LVDKSL	\$31	Color 1/3" SONY ICX6338 K CCD, 420TV Lines Low Illum Inatba	Vandalproof Dome Camera	
LVDKHHD	\$40	Color 1/3" SHARP RJ2365CA CCD, 600TV Lines Low Illum Inatba, DWDR, OSD, DNR	Sony/Sharp Color CCD	
LVDKSHD	\$45	Color 1/3" SONY ICX6398 K CCD, 600TV Lines Low Illum Inatba, DWDR, OSD, DNR	OSD Menu controlled by cable btba	
LVDKSHR	\$47	Color 1/3" SONY ICX6398 K CCD, 650TV Lines Low Illum Inatba, DWDR, OSD, 3D DNR, Sease-up	Leas: 4-9mm Maxial Zoom Leas	
LVDKSHE	\$49	Color 1/3" SONY ICX673AK CCD, Emo-E 700TV Lines Low Illum Inatba, ATR, OSD, DNR	Dimensio: 140 x 94 (H) mm Weight: 700g	
LVDP5L	\$31	Color 1/3" SONY ICX6338 K CCD, 420TV Lines Low Illum Inatba	Vandalproof Dome Camera	
LVDPHHD	\$40	Color 1/3" SHARP RJ2365CA CCD, 600TV Lines Low Illum Inatba, DWDR, OSD, DNR	3-Axis bracket ball-h	
LVDP5HD	\$45	Color 1/3" SONY ICX6398 K CCD, 600TV Lines Low Illum Inatba, DWDR, OSD, DNR	OSD Menu controlled by cable btba (standard)	
LVDP5HR	\$47	Color 1/3" SONY ICX6398 K CCD, 650TV Lines Low Illum Inatba, DWDR, OSD, 3D DNR, Sease-up	OSD Menu controlled by RS485 (optioal)	
LVDP5HE	\$49	Color 1/3" SONY ICX673AK CCD, Emo-E 700TV Lines Low Illum Inatba, ATR, OSD, DNR	With bracket add US\$10 Leas: 4-9mm Maxial Zoom Leas Dimensio: 118 x 98 (H) mm Weight: 600g	
LVDPBSL	\$35	Color 1/3" SONY ICX6338 K CCD, 420TV Lines Low Illum Inatba	Vandalproof Dome Camera	
LVDPBHHD	\$44	Color 1/3" SHARP RJ2365CA CCD, 600TV Lines Low Illum Inatba, DWDR, OSD, DNR	3-Axis bracket ball-h	
LVDPBSHD	\$49	Color 1/3" SONY ICX6398 K CCD, 600TV Lines Low Illum Inatba, DWDR, OSD, DNR	OSD Menu controlled by cable btba (standard)	
LVDPBSHR	\$51	Color 1/3" SONY ICX6398 K CCD, 650TV Lines Low Illum Inatba, DWDR, OSD, 3D DNR, Sease-up	OSD Menu controlled by RS485 (optioal) DC 12V/AC 24V double voltage add US\$4	
LVDPBSHE	\$53	Color 1/3" SONY ICX673AK CCD, Emo-E 700TV Lines Low Illum Inatba, ATR, OSD, DNR	With bracket add US\$10 Leas: 4-9mm Maxial Zoom Leas Dimensio: 140 x 120 (H) mm Weight: 1.2Kg	
LVDLIR21SL	\$36	Color 1/3" SONY ICX6338 K CCD, 420TV Lines Low Illum Inatba	Vandalproof IR Dome Camera	
LVDLIR21HHD	\$45	Color 1/3" SHARP RJ2365CA CCD, 600TV Lines Low Illum Inatba, DWDR, OSD, DNR	3-Axis bracket ball-h	
LVDLIR21SHD	\$49	Color 1/3" SONY ICX6398 K CCD, 600TV Lines Low Illum Inatba, DWDR, OSD, DNR	IR LED: 5X21PCS IR LED working distance: 20M	
LVDLIR21SHR	\$51	Color 1/3" SONY ICX6398 K CCD, 650TV Lines Low Illum Inatba, DWDR, OSD, 3D DNR, Sease-up	OSD Menu controlled by cable btba (standard)	
LVDLIR21SHE	\$53	Color 1/3" SONY ICX673AK CCD, Emo-E 700TV Lines Low Illum Inatba, ATR, OSD, DNR	OSD Menu controlled by RS485 (optioal) Leas: 4-9mm Maxial Zoom Leas Dimensio: 149 x 99 (H) mm Weight: 1.0Kg	
LVDC45SL	\$43	Color 1/3" SONY ICX6338 K CCD, 420TV Lines Low Illum Inatba	Weatherproof & Vandalproof IR Dome Camera	
LVDC45HHD	\$51	Color 1/3" SHARP RJ2365CA CCD, 600TV Lines Low Illum Inatba, DWDR, OSD, DNR	3-Axis bracket ball-h	
LVDC45SHD	\$56	Color 1/3" SONY ICX6398 K CCD, 600TV Lines Low Illum Inatba, DWDR, OSD, DNR	IR LED: 5X30PCS IR LED working distance: 25M	
LVDC45SHR	\$58	Color 1/3" SONY ICX6398 K CCD, 650TV Lines Low Illum Inatba, DWDR, OSD, 3D DNR, Sease-up	OSD Menu controlled by cable btba	
LVDC45SHE	\$60	Color 1/3" SONY ICX673AK CCD, Emo-E 700TV Lines Low Illum Inatba, ATR, OSD, DNR	4-9mm Maxial Zoom Leas Bracket included Dimensio: 135 x 110 (H) mm Weight: 2Kg	
LVDF45SL	\$43	Color 1/3" SONY ICX6338 K CCD, 420TV Lines Low Illum Inatba	Weatherproof & Vandalproof IR Dome Camera	
LVDF45HHD	\$51	Color 1/3" SHARP RJ2365CA CCD, 600TV Lines Low Illum Inatba, DWDR, OSD, DNR	3-Axis bracket ball-h	
LVDF45SHD	\$56	Color 1/3" SONY ICX6398 K CCD, 600TV Lines Low Illum Inatba, DWDR, OSD, DNR	IR LED: 5X30PCS IR LED working distance: 25M	
LVDF45SHR	\$58	Color 1/3" SONY ICX6398 K CCD, 650TV Lines Low Illum Inatba, DWDR, OSD, 3D DNR, Sease-up	OSD Menu controlled by cable btba	
LVDF45SHE	\$60	Color 1/3" SONY ICX673AK CCD, Emo-E 700TV Lines Low Illum Inatba, ATR, OSD, DNR	4-9mm Maxial Zoom Leas Bracket included Dimensio: 140 x 110 (H) mm Weight: 2Kg	
LPDRSL	\$43	Color 1/3" SONY ICX6338 K CCD, 420TV Lines Low Illum Inatba	Weatherproof & Vandalproof Dome Camera	
LPDRHHD	\$51	Color 1/3" SHARP RJ2365CA CCD, 600TV Lines Low Illum Inatba, DWDR, OSD, DNR	Outdoor design, Water resistance: IP66	
LPDRSHD	\$55	Color 1/3" SONY ICX6398 K CCD, 600TV Lines Low Illum Inatba, DWDR, OSD, DNR	3-Axis bracket ball-h	
LPDRSHR	\$57	Color 1/3" SONY ICX6398 K CCD, 650TV Lines Low Illum Inatba, DWDR, OSD, 3D DNR, Sease-up	OSD Menu controlled by cable btba (standard) OSD Menu controlled by RS485 (optioal)	
LPDRSHE	\$59	Color 1/3" SONY ICX673AK CCD, Emo-E 700TV Lines Low Illum Inatba, ATR, OSD, DNR	4-9mm Maxial Zoom Leas 2.8-12mm Maxial Zoom Leas optioal (add US\$2) Size: 138 x 122 mm Weight: 2.8Kg	








Agent Contact: (01) 650-242-5327 CA. (01) 513-258-2402 OHIO. (01) 917-720-7192

Weatherproof IR Cameras

Agent Contact: (01) 650-242-5327 CA. (01)513-258-2402 OHIO. (01) 917-720-7192

Series:#	Our Price US\$/SET	Lens/TVL	Assembly Features	Picture
LIP40SL	\$50	Color 1/3" SO NY ICX6338 K CCD, 420TV Lines Low Illum Inatlon	Weatherproof IR camera with 3-Axis Bracket IR LED: 5X42PCS IR LED working distance: 40M	 <p>NEW</p> <p>ZOOM FOCUS</p>
LIP40HHD	\$58	Color 1/3" SHARP RJ2365CA CCD, 600TV Lines Low Illum Inatlon, DWDR, OSD, DNR	Water resistance: IP66 Cable built-in bracket	
LIP40SHD	\$62	Color 1/3" SO NY ICX6398 K CCD, 600TV Lines Low Illum Inatlon, DWDR, OSD, DNR	OSD Menu controlled by cable buttons (standard) OSD Menu controlled by RS485 (optional)	
LIP40SHR	\$64	Color 1/3" SO NY ICX6398 K CCD, 650TV Lines Low Illum Inatlon, DWDR, OSD, 3D DNR, Sense-up	4-9mm Maximal Zoom Lens	
LIP40SHE	\$66	Color 1/3" SO NY ICX673AK CCD, EMO-E 700TV Lines Low Illum Inatlon, ATR, OSD, DNR	2.8-12mm Maximal Zoom Lens optional (add US\$2) Dimensions: 260(W)x112(H)x85(D)mm Weight: 1.6Kg	
LIP90SL	\$53	Color 1/3" SO NY ICX6338 K CCD, 420TV Lines Low Illum Inatlon	Weatherproof IR camera with 3-Axis Bracket IR LED: 5X72PCS IR LED working distance: 60M	 <p>NEW</p> <p>ZOOM FOCUS</p>
LIP90HHD	\$61	Color 1/3" SHARP RJ2365CA CCD, 600TV Lines Low Illum Inatlon, DWDR, OSD, DNR	Water resistance: IP66 Cable built-in bracket	
LIP90SHD	\$65	Color 1/3" SO NY ICX6398 K CCD, 600TV Lines Low Illum Inatlon, DWDR, OSD, DNR	OSD Menu controlled by cable buttons (standard) OSD Menu controlled by RS485 (optional)	
LIP90SHR	\$67	Color 1/3" SO NY ICX6398 K CCD, 650TV Lines Low Illum Inatlon, DWDR, OSD, 3D DNR, Sense-up	4-9mm Maximal Zoom Lens	
LIP90SHE	\$69	Color 1/3" SO NY ICX673AK CCD, EMO-E 700TV Lines Low Illum Inatlon, ATR, OSD, DNR	2.8-12mm Maximal Zoom Lens optional (add US\$2) Dimensions: 275(W)x125(H)x105(D)mm Weight: 2Kg	
LIXT40SL	\$35	Color 1/3" SO NY ICX6338 K CCD, 420TV Lines Low Illum Inatlon	Weatherproof IR camera with 3-Axis Bracket IR LED: 5X36PCS IR LED working distance: 30M	 <p>HOT!</p> <p>ZOOM FOCUS</p>
LIXT40HHD	\$43	Color 1/3" SHARP RJ2365CA CCD, 600TV Lines Low Illum Inatlon, DWDR, OSD, DNR	Water resistance: IP66 Cable built-in bracket	
LIXT40SHD	\$49	Color 1/3" SO NY ICX6398 K CCD, 600TV Lines Low Illum Inatlon, DWDR, OSD, DNR	OSD Menu controlled by cable buttons (standard) OSD Menu controlled by RS485 (optional)	
LIXT40SHR	\$51	Color 1/3" SO NY ICX6398 K CCD, 650TV Lines Low Illum Inatlon, DWDR, OSD, 3D DNR, Sense-up	IR-Ctrl add US\$5 4-9mm Maximal Zoom Lens	
LIXT40SHE	\$53	Color 1/3" SO NY ICX673AK CCD, EMO-E 700TV Lines Low Illum Inatlon, ATR, OSD, DNR	2.8-12mm Maximal Zoom Lens optional (add US\$2) Dimensions: 256(W)x143(H)x86(D)mm Weight: 1.6Kg	
LIXT90SL	\$38	Color 1/3" SO NY ICX6338 K CCD, 420TV Lines Low Illum Inatlon	Weatherproof IR camera with 3-Axis Bracket IR LED: 8X36PCS IR LED working distance: 50M	 <p>ZOOM FOCUS</p>
LIXT90HHD	\$47	Color 1/3" SHARP RJ2365CA CCD, 600TV Lines Low Illum Inatlon, DWDR, OSD, DNR	Water resistance: IP66 Cable built-in bracket	
LIXT90SHD	\$53	Color 1/3" SO NY ICX6398 K CCD, 600TV Lines Low Illum Inatlon, DWDR, OSD, DNR	OSD Menu controlled by cable buttons (standard) OSD Menu controlled by RS485 (optional) DC 12V/AC24V double voltage add US\$4	
LIXT90SHR	\$55	Color 1/3" SO NY ICX6398 K CCD, 650TV Lines Low Illum Inatlon, DWDR, OSD, 3D DNR, Sense-up	IR-Ctrl add US\$5 4-9mm Maximal Zoom Lens	
LIXT90SHE	\$57	Color 1/3" SO NY ICX673AK CCD, EMO-E 700TV Lines Low Illum Inatlon, ATR, OSD, DNR	2.8-12mm Maximal Zoom Lens optional (add US\$2) Dimensions: 259(W)x159(H)x104(D)mm Weight: 1.8Kg	
LICE24NSL	\$20.3	Color 1/3" SO NY ICX6338 K CCD, 420TV Lines Low Illum Inatlon	Weatherproof IR camera with 3-Axis Bracket IR LED: 5X24PCS IR LED working distance: 20M	 <p>HOT!</p>
LICE24NHHD	\$26.3	Color 1/3" SHARP RJ2365CA CCD, 600TV Lines Low Illum Inatlon, DWDR, OSD, DNR	Water resistance: IP66 Cable built-in bracket	
LICE24NSHD	\$33	Color 1/3" SO NY ICX6398 K CCD, 600TV Lines Low Illum Inatlon, DWDR, OSD, DNR	OSD Menu controlled by cable buttons	
LICE24NSHR	\$35	Color 1/3" SO NY ICX6398 K CCD, 650TV Lines Low Illum Inatlon, DWDR, OSD, 3D DNR, Sense-up	Lens: Board Lens 3.6mm/F2.0 Dimensions: 86(W)x60(H)x55(D)mm Weight: 400g	
LICE24SL	\$24	Color 1/3" SO NY ICX6338 K CCD, 420TV Lines Low Illum Inatlon	Weatherproof IR camera with 3-Axis Bracket IR LED: 5X24PCS IR LED working distance: 20M	
LICE24HHD	\$33	Color 1/3" SHARP RJ2365CA CCD, 600TV Lines Low Illum Inatlon, DWDR, OSD, DNR	Water resistance: IP66 Cable built-in bracket	
LICE24SHD	\$38	Color 1/3" SO NY ICX6398 K CCD, 600TV Lines Low Illum Inatlon, DWDR, OSD, DNR	OSD Menu controlled by cable buttons	
LICE24SHR	\$40	Color 1/3" SO NY ICX6398 K CCD, 650TV Lines Low Illum Inatlon, DWDR, OSD, 3D DNR, Sense-up	Lens: Board Lens 3.6mm/F2.0 Dimensions: 100(W)x77(H)x77(D)mm Weight: 450g	

Agent Contact: (01) 650-242-5327 CA. (01)513-258-2402 OHIO. (01) 917-720-7192

LICE36SL	\$28	Color 1/3" SONY ICX6338K CCD, 420TV Lines Low Illum Inatbx	Weatherproof IR camera with 3-Axis Bracket	
LICE36HHD	\$37	Color 1/3" SHARP RJ2365CA CCD, 600TV Lines Low Illum Inatbx, DWDR, OSD, DNR	IR LED: 5X36PCS IR LED working distance: 30M Water resistance: IP66 Cable built-in bracket	
LICE36SHD	\$42	Color 1/3" SONY ICX6398K CCD, 600TV Lines Low Illum Inatbx, DWDR, OSD, DNR	OSD Menu controlled by cable bttbx (standard)	
LICE36SHR	\$44	Color 1/3" SONY ICX6398K CCD, 650TV Lines Low Illum Inatbx, DWDR, OSD, 3D DNR, Sease-up	OSD Menu controlled by RS485 (optional)	
LICE36SHE	\$46	Color 1/3" SONY ICX673AK CCD, Emfo-E 700TV Lines Low Illum Inatbx, ATR, OSD, DNR	Less: Board Less 6mm/F2.0 Dimension: 153(W)x97(H)x82(D)mm Weight: 700g	
LICE48SL	\$29	Color 1/3" SONY ICX6338K CCD, 420TV Lines Low Illum Inatbx	Weatherproof IR Camera	
LICE48HHD	\$38	Color 1/3" SHARP RJ2365CA CCD, 600TV Lines Low Illum Inatbx, DWDR, OSD, DNR	IR LED: 5X48PCS IR LED working distance: 40M Water resistance: IP66 Cable built-in bracket	
LICE48SHD	\$43	Color 1/3" SONY ICX6398K CCD, 600TV Lines Low Illum Inatbx, DWDR, OSD, DNR	OSD Menu controlled by cable bttbx (standard)	
LICE48SHR	\$45	Color 1/3" SONY ICX6398K CCD, 650TV Lines Low Illum Inatbx, DWDR, OSD, 3D DNR, Sease-up	OSD Menu controlled by RS485 (optional)	
LICE48SHE	\$47	Color 1/3" SONY ICX673AK CCD, Emfo-E 700TV Lines Low Illum Inatbx, ATR, OSD, DNR	Less: Board Less 8mm/F2.0 Dimension: 153(W)x97(H)x82(D)mm Weight: 700g	
LICE48SL	\$29	Color 1/3" SONY ICX6338K CCD, 420TV Lines Low Illum Inatbx	Weatherproof IR camera	
LICE48HHD	\$38	Color 1/3" SHARP RJ2365CA CCD, 600TV Lines Low Illum Inatbx, DWDR, OSD, DNR	IR LED: 5X48PCS IR LED working distance: 40M Water resistance: IP66 Cable built-in bracket	
LICE48SHD	\$43	Color 1/3" SONY ICX6398K CCD, 600TV Lines Low Illum Inatbx, DWDR, OSD, DNR	OSD Menu controlled by cable bttbx (standard)	
LICE48SHR	\$45	Color 1/3" SONY ICX6398K CCD, 650TV Lines Low Illum Inatbx, DWDR, OSD, 3D DNR, Sease-up	OSD Menu controlled by RS485 (optional)	
LICE48SHE	\$47	Color 1/3" SONY ICX673AK CCD, Emfo-E 700TV Lines Low Illum Inatbx, ATR, OSD, DNR	Less: Board Less 8mm/F2.0 Dimension: 200(W)x78(H)x82(D)mm Weight: 800g	
LICG24SL	\$21.3	Color 1/3" SONY ICX6338K CCD, 420TV Lines Low Illum Inatbx	Weatherproof IR camera with 3-Axis Bracket	
LICG24HHD	\$27.3	Color 1/3" SHARP RJ2365CA CCD, 600TV Lines Low Illum Inatbx, DWDR, OSD, DNR	IR LED: 5X24PCS IR LED working distance: 20M Water resistance: IP66 Cable built-in bracket	
LICG24SHD	\$34	Color 1/3" SONY ICX6398K CCD, 600TV Lines Low Illum Inatbx, DWDR, OSD, DNR	OSD Menu controlled by cable bttbx	
LICG24SHR	\$35	Color 1/3" SONY ICX6398K CCD, 650TV Lines Low Illum Inatbx, DWDR, OSD, 3D DNR, Sease-up	Less: Board Less 3.6mm/F2.0 Dimension: 175(W)x69(H)x55(D)mm Weight: 830g	
LICG30SL	\$23.3	Color 1/3" SONY ICX6338K CCD, 420TV Lines Low Illum Inatbx	Weatherproof IR camera with 3-Axis Bracket	
LICG30HHD	\$29.3	Color 1/3" SHARP RJ2365CA CCD, 600TV Lines Low Illum Inatbx, DWDR, OSD, DNR	IR LED: 5X30PCS IR LED working distance: 25M Water resistance: IP66 Cable built-in bracket	
LICG30SHD	\$36	Color 1/3" SONY ICX6398K CCD, 600TV Lines Low Illum Inatbx, DWDR, OSD, DNR	OSD Menu controlled by cable bttbx	
LICG30SHR	\$40	Color 1/3" SONY ICX6398K CCD, 650TV Lines Low Illum Inatbx, DWDR, OSD, 3D DNR, Sease-up	Less: Board Less 3.6mm/F2.0	
LICG30SHE	\$42	Color 1/3" SONY ICX673AK CCD, Emfo-E 700TV Lines Low Illum Inatbx, ATR, OSD, DNR	Dimension: 200(W)x82(H)x75(D)mm Weight: 880g	
LICG36SL	\$25	Color 1/3" SONY ICX6338K CCD, 420TV Lines Low Illum Inatbx	Weatherproof IR camera with 3-Axis Bracket	
LICG36HHD	\$34	Color 1/3" SHARP RJ2365CA CCD, 600TV Lines Low Illum Inatbx, DWDR, OSD, DNR	IR LED: 5X36PCS IR LED working distance: 30M Water resistance: IP66 Cable built-in bracket	
LICG36SHD	\$39	Color 1/3" SONY ICX6398K CCD, 600TV Lines Low Illum Inatbx, DWDR, OSD, DNR	OSD Menu controlled by cable bttbx (standard)	
LICG36SHR	\$41	Color 1/3" SONY ICX6398K CCD, 650TV Lines Low Illum Inatbx, DWDR, OSD, 3D DNR, Sease-up	OSD Menu controlled by RS485 (optional)	
LICG36SHE	\$43	Color 1/3" SONY ICX673AK CCD, Emfo-E 700TV Lines Low Illum Inatbx, ATR, OSD, DNR	Less: CS Less 6mm/F2.0 Dimension: 228(W)x97(H)x82(D)mm Weight: 880g	
LICG40SL	\$36	Color 1/3" SONY ICX6338K CCD, 420TV Lines Low Illum Inatbx	Weatherproof IR camera with 3-Axis Bracket	
LICG40HHD	\$45	Color 1/3" SHARP RJ2365CA CCD, 600TV Lines Low Illum Inatbx, DWDR, OSD, DNR	IR LED: 5X36PCS IR LED working distance: 30M Water resistance: IP66 Cable built-in bracket	
LICG40SHD	\$50	Color 1/3" SONY ICX6398K CCD, 600TV Lines Low Illum Inatbx, DWDR, OSD, DNR	OSD Menu controlled by cable bttbx (standard)	
LICG40SHR	\$52	Color 1/3" SONY ICX6398K CCD, 650TV Lines Low Illum Inatbx, DWDR, OSD, 3D DNR, Sease-up	OSD Menu controlled by RS485 (optional)	
LICG40SHE	\$54	Color 1/3" SONY ICX673AK CCD, Emfo-E 700TV Lines Low Illum Inatbx, ATR, OSD, DNR	4-9mm Maximal Zoom Lens 2.8-12mm Maximal Zoom Lens optional (add US\$2) Dimension: 228(W)x97(H)x82(D)mm Weight: 880g	

Agent Contact: (01) 650-242-5327 CA. (01) 513-258-2402 OHIO. (01) 917-720-7192

LICG90SL	\$41	Color 1/3" SONY ICX6338K CCD, 420TV Lines Low Illumination	Weatherproof IR camera with 3-Axis Bracket IR LED: 6X36PCS IR LED working distance: 50M Water resistance: IP66 Cable built-in bracket	
LICG90HHD	\$50	Color 1/3" SHARP RJ2365CA CCD, 600TV Lines Low Illumination, DWDR, OSD, DNR	OSD Menu controlled by cable button (standard)	
LICG90SHD	\$55	Color 1/3" SONY ICX6398K CCD, 600TV Lines Low Illumination, DWDR, OSD, DNR	OSD Menu controlled by RS485 (optional)	
LICG90SHR	\$57	Color 1/3" SONY ICX6398K CCD, 650TV Lines Low Illumination, DWDR, OSD, 3D DNR, Sease-up	4-9mm Maximal Zoom Lens	
LICG90SHE	\$59	Color 1/3" SONY ICX673AK CCD, Emfo-E 700TV Lines Low Illumination, ATR, OSD, DNR	2.8-12mm Maximal Zoom Lens optional (add US\$2) Dimension: 295(W)x120(H)x103(D)mm Weight: 1.5kg	
LIA40DSL	\$35	Color 1/3" SONY ICX6338K CCD, 420TV Lines Low Illumination	Weatherproof IR camera IR LED: 6X42PCS IR LED working distance: 40M	 NOTE!
LIA40DHHHD	\$44	Color 1/3" SHARP RJ2365CA CCD, 600TV Lines Low Illumination, DWDR, OSD, DNR	Water resistance: IP66 Cable built-in bracket OSD Menu controlled by cable button (standard)	
LIA40DSHD	\$49	Color 1/3" SONY ICX6398K CCD, 600TV Lines Low Illumination, DWDR, OSD, DNR	OSD Menu controlled by RS485 (optional)	
LIA40DSHR	\$51	Color 1/3" SONY ICX6398K CCD, 650TV Lines Low Illumination, DWDR, OSD, 3D DNR, Sease-up	DC 12V/AC24V double voltage add US\$4 4-9mm Maximal Zoom Lens	
LIA40DSHE	\$53	Color 1/3" SONY ICX673AK CCD, Emfo-E 700TV Lines Low Illumination, ATR, OSD, DNR	2.8-12mm Maximal Zoom Lens optional (add US\$2) Dimension: 207(W)x184(H)x83(D)mm Weight: 1.4kg	
LIA90DSL	\$39	Color 1/3" SONY ICX6338K CCD, 420TV Lines Low Illumination	Weatherproof IR camera IR LED: 6X72PCS IR LED working distance: 60M	 NOTE!
LIA90DHHHD	\$48	Color 1/3" SHARP RJ2365CA CCD, 600TV Lines Low Illumination, DWDR, OSD, DNR	Water resistance: IP66 Cable built-in bracket OSD Menu controlled by cable button (standard)	
LIA90DSHD	\$54	Color 1/3" SONY ICX6398K CCD, 600TV Lines Low Illumination, DWDR, OSD, DNR	OSD Menu controlled by RS485 (optional)	
LIA90DSHR	\$56	Color 1/3" SONY ICX6398K CCD, 650TV Lines Low Illumination, DWDR, OSD, 3D DNR, Sease-up	DC 12V/AC24V double voltage add US\$4 4-9mm Maximal Zoom Lens	
LIA90DSHE	\$58	Color 1/3" SONY ICX673AK CCD, Emfo-E 700TV Lines Low Illumination, ATR, OSD, DNR	2.8-12mm Maximal Zoom Lens optional (add US\$2) Dimension: 255(W)x110(H)x105(D)mm Weight: 1.7kg	
LIED30SL	\$28	Color 1/3" SONY ICX6338K CCD, 420TV Lines Low Illumination	Weatherproof IR camera with 3-Axis Bracket IR LED: 6X30PCS IR LED working distance: 25M	 NOTE!
LIED30HHD	\$37	Color 1/3" SHARP RJ2365CA CCD, 600TV Lines Low Illumination, DWDR, OSD, DNR	Water resistance: IP66 Cable built-in bracket	
LIED30SHD	\$43	Color 1/3" SONY ICX6398K CCD, 600TV Lines Low Illumination, DWDR, OSD, DNR	OSD Menu controlled by cable button (standard)	
LIED30SHR	\$45	Color 1/3" SONY ICX6398K CCD, 650TV Lines Low Illumination, DWDR, OSD, 3D DNR, Sease-up	OSD Menu controlled by RS485 (optional)	
LIED30SHE	\$47	Color 1/3" SONY ICX673AK CCD, Emfo-E 700TV Lines Low Illumination, ATR, OSD, DNR	Lens: Board Lens 3.6mm/F2.0 Dimension: 200(W)x70(H)x65(D)mm Weight: 930g	
LIED40SL	\$44	Color 1/3" SONY ICX6338K CCD, 420TV Lines Low Illumination	Weatherproof IR camera with 3-Axis Bracket IR LED: 6X42PCS IR LED working distance: 40M	 NOTE!
LIED40HHD	\$53	Color 1/3" SHARP RJ2365CA CCD, 600TV Lines Low Illumination, DWDR, OSD, DNR	Water resistance: IP66 Cable built-in bracket	
LIED40SHD	\$58	Color 1/3" SONY ICX6398K CCD, 600TV Lines Low Illumination, DWDR, OSD, DNR	OSD Menu controlled by cable button (standard)	
LIED40SHR	\$60	Color 1/3" SONY ICX6398K CCD, 650TV Lines Low Illumination, DWDR, OSD, 3D DNR, Sease-up	OSD Menu controlled by RS485 (optional)	
LIED40SHE	\$62	Color 1/3" SONY ICX673AK CCD, Emfo-E 700TV Lines Low Illumination, ATR, OSD, DNR	4-9mm Maximal Zoom Lens 2.8-12mm Maximal Zoom Lens optional (add US\$2) Dimension: 295(W)x105(H)x95(D)mm Weight: 1.6kg	
LIED90SL	\$47	Color 1/3" SONY ICX6338K CCD, 420TV Lines Low Illumination	Weatherproof IR camera IR LED: 6X72PCS IR LED working distance: 60M	 NOTE!
LIED90HHD	\$56	Color 1/3" SHARP RJ2365CA CCD, 600TV Lines Low Illumination, DWDR, OSD, DNR	Water resistance: IP66 Cable built-in bracket	
LIED90SHD	\$61	Color 1/3" SONY ICX6398K CCD, 600TV Lines Low Illumination, DWDR, OSD, DNR	OSD Menu controlled by cable button (standard)	
LIED90SHR	\$63	Color 1/3" SONY ICX6398K CCD, 650TV Lines Low Illumination, DWDR, OSD, 3D DNR, Sease-up	OSD Menu controlled by RS485 (optional)	
LIED90SHE	\$65	Color 1/3" SONY ICX673AK CCD, Emfo-E 700TV Lines Low Illumination, ATR, OSD, DNR	DC 12V/AC24V double voltage add US\$4 4-9mm Maximal Zoom Lens 2.8-12mm Maximal Zoom Lens optional (add US\$2) Dimension: 315(W)x125(H)x120(D)mm Weight: 2kg	


Agent Contact: (01) 650-242-5327 CA. (01) 513-258-2402 OHIO. (01) 917-720-7192

LIED50SL	\$55	Color 1/3" SONY ICX833BK CCD, 420TV Lines Low Illumination	Weatherproof IR camera with 3-Axis Bracket IR LED: \varnothing 5X85PCS IR LED working distance: 50M	
LIED50HHD	\$64	Color 1/3" SHARP RJ2385CA CCD, 600TV Lines Low Illumination, DWDR, OSD, DNR	Water resistance: IP68 Cable built-in bracket	
LIED50SHD	\$69	Color 1/3" SONY ICX839BK CCD, 600TV Lines Low Illumination, DWDR, OSD, DNR	OSD Menu controlled by cable button	
LIED50SHR	\$71	Color 1/3" SONY ICX839BK CCD, 850TV Lines Low Illumination, DWDR, OSD, 3D DNR, Sense-up	Lens: 2.8-12mm Manual Zoom Lens Dimension: 310(W)x200(H)x148(D)mm Weight: 1.4Kg	
LIK24SL	\$22.8	Color 1/3" SONY ICX833BK CCD, 420TV Lines Low Illumination	Weatherproof IR camera with 3-Axis Bracket IR LED: \varnothing 5X24PCS IR LED working distance: 20M	
LIK24HHD	\$28.8	Color 1/3" SHARP RJ2385CA CCD, 600TV Lines Low Illumination, DWDR, OSD, DNR	Water resistance: IP68 Cable built-in bracket	
LIK24SHD	\$36	Color 1/3" SONY ICX839BK CCD, 600TV Lines Low Illumination, DWDR, OSD, DNR	OSD Menu controlled by cable button	
LIK24SHR	\$39	Color 1/3" SONY ICX839BK CCD, 850TV Lines Low Illumination, DWDR, OSD, 3D DNR, Sense-up	Lens: Board Lens 3.6mm/F2.0 Dimension: 175(W)x124(H)x83(D)mm Weight: 830g	
LIK40SL	\$31	Color 1/3" SONY ICX833BK CCD, 420TV Lines Low Illumination	Weatherproof IR camera with 3-Axis Bracket IR LED: \varnothing 5X42PCS IR LED working distance: 40M	
LIK40HHD	\$39	Color 1/3" SHARP RJ2385CA CCD, 600TV Lines Low Illumination, DWDR, OSD, DNR	Water resistance: IP68 Cable built-in bracket	
LIK40SHD	\$44	Color 1/3" SONY ICX839BK CCD, 600TV Lines Low Illumination, DWDR, OSD, DNR	OSD Menu controlled by cable button (standard)	
LIK40SHR	\$46	Color 1/3" SONY ICX839BK CCD, 850TV Lines Low Illumination, DWDR, OSD, 3D DNR, Sense-up	OSD Menu controlled by RS485 (optional) Lens: CS Lens 8mm/F2.0	
LIK40SHE	\$48	Color 1/3" SONY ICX873AK CCD, Effo-E 700TV Lines Low Illumination, ATR, OSD, DNR	Dimension: 228(W)x97(H)x82(D)mm Weight: 1.4Kg	
LIKT40SL	\$33.8	Color 1/3" SONY ICX833BK CCD, 420TV Lines Low Illumination	Weatherproof IR camera with 3-Axis Bracket IR LED: \varnothing 5X42PCS IR LED working distance: 40M	
LIKT40HHD	\$39.8	Color 1/3" SHARP RJ2385CA CCD, 600TV Lines Low Illumination, DWDR, OSD, DNR	Water resistance: IP68 Cable built-in bracket	
LIKT40SHD	\$47	Color 1/3" SONY ICX839BK CCD, 600TV Lines Low Illumination, DWDR, OSD, DNR	OSD Menu controlled by cable button (standard)	
LIKT40SHR	\$49	Color 1/3" SONY ICX839BK CCD, 850TV Lines Low Illumination, DWDR, OSD, 3D DNR, Sense-up	OSD Menu controlled by RS485 (optional) 4-8mm Manual Zoom Lens	
LIKT40SHE	\$49.8	Color 1/3" SONY ICX873AK CCD, Effo-E 700TV Lines Low Illumination, ATR, OSD, DNR	2.8-12mm Manual Zoom Lens optional (add US\$2) Dimension: 228(W)x97(H)x82(D)mm Weight: 1.4Kg	
LIKT90SL	\$36.8	Color 1/3" SONY ICX833BK CCD, 420TV Lines Low Illumination	Weatherproof IR camera with 3-Axis Bracket IR LED: \varnothing 5X72PCS IR LED working distance: 60M	
LIKT90HHD	\$42.8	Color 1/3" SHARP RJ2385CA CCD, 600TV Lines Low Illumination, DWDR, OSD, DNR	Water resistance: IP68 Cable built-in bracket	
LIKT90SHD	\$50	Color 1/3" SONY ICX839BK CCD, 600TV Lines Low Illumination, DWDR, OSD, DNR	OSD Menu controlled by cable button (standard)	
LIKT90SHR	\$53	Color 1/3" SONY ICX839BK CCD, 850TV Lines Low Illumination, DWDR, OSD, 3D DNR, Sense-up	OSD Menu controlled by RS485 (optional) 4-8mm Manual Zoom Lens	
LIKT90SHE	\$52.8	Color 1/3" SONY ICX873AK CCD, Effo-E 700TV Lines Low Illumination, ATR, OSD, DNR	2.8-12mm Manual Zoom Lens optional (add US\$2) Dimension: 295(W)x120(H)x103(D)mm Weight: 1.7Kg	
LISN24SL	\$27	Color 1/3" SONY ICX833BK CCD, 420TV Lines Low Illumination	Weatherproof IR camera with 3-Axis Bracket IR LED: \varnothing 5X24PCS IR LED working distance: 20M	
LISN24HHD	\$36	Color 1/3" SHARP RJ2385CA CCD, 600TV Lines Low Illumination, DWDR, OSD, DNR	Water resistance: IP68 Cable built-in bracket	
LISN24SHD	\$41	Color 1/3" SONY ICX839BK CCD, 600TV Lines Low Illumination, DWDR, OSD, DNR	OSD Menu controlled by cable button	
LISN24SHR	\$43	Color 1/3" SONY ICX839BK CCD, 850TV Lines Low Illumination, DWDR, OSD, 3D DNR, Sense-up	Lens: Board Lens 3.6mm/F2.0 Dimension: 100(W)x77(H)x77(D)mm Weight: 830g	
LISN30SL	\$29	Color 1/3" SONY ICX833BK CCD, 420TV Lines Low Illumination	Weatherproof IR camera with 3-Axis Bracket IR LED: \varnothing 5X30PCS IR LED working distance: 25M	
LISN30HHD	\$38	Color 1/3" SHARP RJ2385CA CCD, 600TV Lines Low Illumination, DWDR, OSD, DNR	Water resistance: IP68 Cable built-in bracket	
LISN30SHD	\$44	Color 1/3" SONY ICX839BK CCD, 600TV Lines Low Illumination, DWDR, OSD, DNR	OSD Menu controlled by cable button (standard)	
LISN30SHR	\$46	Color 1/3" SONY ICX839BK CCD, 850TV Lines Low Illumination, DWDR, OSD, 3D DNR, Sense-up	OSD Menu controlled by RS485 (optional) Lens: Board Lens 3.6mm/F2.0	
LISN30SHE	\$48	Color 1/3" SONY ICX873AK CCD, Effo-E 700TV Lines Low Illumination, ATR, OSD, DNR	Dimension: 162(W)x72(H)x68(D)mm Weight: 830g	


Agent Contact: (01) 650-242-5327 CA. (01) 513-258-2402 OHIO. (01) 917-720-7192


LIE30SL	\$28	Color 1/3" SO NY ICX6338K CCD, 420TV Lines Low Illum Inatba	Weatherproof IR camera with 3-Axis Bracket IR LED: \varnothing 5X30PCS IR LED working distance: 25M	
LIE30HHD	\$37	Color 1/3" SHARP RJ2365CA CCD, 600TV Lines Low Illum Inatba, DWDR, OSD, DNR	Water resistance: IP66 Cable built-in bracket	
LIE30SHD	\$43	Color 1/3" SO NY ICX6398K CCD, 600TV Lines Low Illum Inatba, DWDR, OSD, DNR	OSD Menu controlled by cable button (standard)	
LIE30SHR	\$45	Color 1/3" SO NY ICX6398K CCD, 650TV Lines Low Illum Inatba, DWDR, OSD, 3D DNR, Sense-up	OSD Menu controlled by RS485 (optional)	
LIE30SHE	\$47	Color 1/3" SO NY ICX673AK CCD, Em0-E 700TV Lines Low Illum Inatba, ATR, OSD, DNR	Less: Board Less 3.6mm /F2.0 Dimensions: 200(W) x 78(H) x 65(D)mm Weight: 930g	
LIE40SL	\$44	Color 1/3" SO NY ICX6338K CCD, 420TV Lines Low Illum Inatba	Weatherproof IR camera with 3-Axis Bracket IR LED: \varnothing 5X42PCS IR LED working distance: 40M	
LIE40HHD	\$53	Color 1/3" SHARP RJ2365CA CCD, 600TV Lines Low Illum Inatba, DWDR, OSD, DNR	Water resistance: IP66 Cable built-in bracket	
LIE40SHD	\$58	Color 1/3" SO NY ICX6398K CCD, 600TV Lines Low Illum Inatba, DWDR, OSD, DNR	OSD Menu controlled by cable button (standard) OSD Menu controlled by RS485 (optional)	
LIE40SHR	\$60	Color 1/3" SO NY ICX6398K CCD, 650TV Lines Low Illum Inatba, DWDR, OSD, 3D DNR, Sense-up	4-9mm Maxial Zoom Lens	
LIE40SHE	\$62	Color 1/3" SO NY ICX673AK CCD, Em0-E 700TV Lines Low Illum Inatba, ATR, OSD, DNR	2.8-12mm Maxial Zoom Lens optional (add US\$2) Dimensions: 260(W) x 175(H) x 105(D)mm Weight: 1.7 Kg	
LIA40ESL	\$32.8	Color 1/3" SO NY ICX6338K CCD, 420TV Lines Low Illum Inatba	Weatherproof IR camera IR LED: \varnothing 5X42PCS IR LED working distance: 40M	 ZOOM FOCUS
LIA40EHHD	\$38.8	Color 1/3" SHARP RJ2365CA CCD, 600TV Lines Low Illum Inatba, DWDR, OSD, DNR	Water resistance: IP66 Cable built-in bracket	
LIA40ESHD	\$46	Color 1/3" SO NY ICX6398K CCD, 600TV Lines Low Illum Inatba, DWDR, OSD, DNR	OSD Menu controlled by cable button (standard)	
LIA40ESHR	\$48	Color 1/3" SO NY ICX6398K CCD, 650TV Lines Low Illum Inatba, DWDR, OSD, 3D DNR, Sense-up	DC 12V/AC24V double voltage add US\$4 4-9mm Maxial Zoom Lens	
LIA40ESHE	\$48.8	Color 1/3" SO NY ICX673AK CCD, Em0-E 700TV Lines Low Illum Inatba, ATR, OSD, DNR	2.8-12mm Maxial Zoom Lens optional (add US\$2) Dimensions: 200(W) x 171(H) x 83(D)mm Weight: 1.4Kg	
LIA90ESL	\$35.8	Color 1/3" SO NY ICX6338K CCD, 420TV Lines Low Illum Inatba	Weatherproof IR camera IR LED: \varnothing 5X72PCS IR LED working distance: 60M	 ZOOM FOCUS
LIA90EHHD	\$41.8	Color 1/3" SHARP RJ2365CA CCD, 600TV Lines Low Illum Inatba, DWDR, OSD, DNR	Water resistance: IP66 Cable built-in bracket	
LIA90ESHD	\$49	Color 1/3" SO NY ICX6398K CCD, 600TV Lines Low Illum Inatba, DWDR, OSD, DNR	OSD Menu controlled by cable button (standard)	
LIA90ESHR	\$52	Color 1/3" SO NY ICX6398K CCD, 650TV Lines Low Illum Inatba, DWDR, OSD, 3D DNR, Sense-up	DC 12V/AC24V double voltage add US\$4 4-9mm Maxial Zoom Lens	
LIA90ESHE	\$51.8	Color 1/3" SO NY ICX673AK CCD, Em0-E 700TV Lines Low Illum Inatba, ATR, OSD, DNR	2.8-12mm Maxial Zoom Lens optional (add US\$2) Dimensions: 240(W) x 185(H) x 100(D)mm Weight: 1.7 Kg	
LIT40ESL	\$33	Color 1/3" SO NY ICX6338K CCD, 420TV Lines Low Illum Inatba	Weatherproof IR camera IR LED: \varnothing 5X36PCS IR LED working distance: 30M	
LIT40EHHD	\$42	Color 1/3" SHARP RJ2365CA CCD, 600TV Lines Low Illum Inatba, DWDR, OSD, DNR	Water resistance: IP66 Cable built-in bracket	
LIT40ESHD	\$48	Color 1/3" SO NY ICX6398K CCD, 600TV Lines Low Illum Inatba, DWDR, OSD, DNR	OSD Menu controlled by cable button (standard)	
LIT40ESHR	\$50	Color 1/3" SO NY ICX6398K CCD, 650TV Lines Low Illum Inatba, DWDR, OSD, 3D DNR, Sense-up	DC 12V/AC24V double voltage add US\$4 4-9mm Maxial Zoom Lens	
LIT40ESHE	\$52	Color 1/3" SO NY ICX673AK CCD, Em0-E 700TV Lines Low Illum Inatba, ATR, OSD, DNR	Dimensions: 200(W) x 171(H) x 83(D)mm Weight: 1.4Kg	
LIC30SL	\$25	Color 1/3" SO NY ICX6338K CCD, 420TV Lines Low Illum Inatba	Weatherproof IR camera with 3-Axis Bracket IR LED: \varnothing 5X30PCS IR LED working distance: 25M	
LIC30HHD	\$34	Color 1/3" SHARP RJ2365CA CCD, 600TV Lines Low Illum Inatba, DWDR, OSD, DNR	Water resistance: IP66	
LIC30SHD	\$39	Color 1/3" SO NY ICX6398K CCD, 600TV Lines Low Illum Inatba, DWDR, OSD, DNR	OSD Menu controlled by cable button (standard)	
LIC30SHR	\$41	Color 1/3" SO NY ICX6398K CCD, 650TV Lines Low Illum Inatba, DWDR, OSD, 3D DNR, Sense-up	OSD Menu controlled by RS485 (optional)	
LIC30SHE	\$43	Color 1/3" SO NY ICX673AK CCD, Em0-E 700TV Lines Low Illum Inatba, ATR, OSD, DNR	Less: Board Less 3.6mm /F2.0 Dimensions: 162(W) x 72(H) x 69(D)mm Weight: 620g	

Agent Contact: (01) 650-242-5327 CA. (01) 513-258-2402 OHIO. (01) 917-720-7192

LIC48SL	\$28	Color 1/3" SONY ICX6338K CCD, 420TV Lines Low Illum Inatio	Weatherproof IR camera with 3-Axis Bracket IR LED: \varnothing 5X48PCS IR LED working distance: 40M	
LIC48HHD	\$37	Color 1/3" SHARP RJ2365CA CCD, 600TV Lines Low Illum Inatio, DWDR, OSD, DNR	Water resistance: IP66	
LIC48SHD	\$42	Color 1/3" SONY ICX6398K CCD, 600TV Lines Low Illum Inatio, DWDR, OSD, DNR	OSD Menu controlled by cable remote (standard)	
LIC48SHR	\$44	Color 1/3" SONY ICX6398K CCD, 650TV Lines Low Illum Inatio, DWDR, OSD, 3D DNR, Seesee-up	OSD Menu controlled by RS485 (optional)	
LIC48SHE	\$46	Color 1/3" SONY ICX673AK CCD, Emo-E 700TV Lines Low Illum Inatio, ATR, OSD, DNR	Lens: Board Lens 6mm/F2.0 Dimension: 215(W) x85(H) x78(D)mm Weight: 800g	


LIC60SL	\$58	Color 1/3" SONY ICX6338K CCD, 420TV Lines Low Illum Inatio	Weatherproof IR camera IR LED: \varnothing 8X36PCS IR LED working distance: 50M	
LIC60HHD	\$65	Color 1/3" SHARP RJ2365CA CCD, 600TV Lines Low Illum Inatio, DWDR, OSD, DNR	Water resistance: IP66	
LIC60SHD	\$70	Color 1/3" SONY ICX6398K CCD, 600TV Lines Low Illum Inatio, DWDR, OSD, DNR	Build in auto temperature control	
LIC60SHR	\$72	Color 1/3" SONY ICX6398K CCD, 650TV Lines Low Illum Inatio, DWDR, OSD, 3D DNR, Seesee-up	OSD Menu controlled by cable remote (standard)	
LIC60SHE	\$74	Color 1/3" SONY ICX673AK CCD, Emo-E 700TV Lines Low Illum Inatio, ATR, OSD, DNR	OSD Menu controlled by RS485 (optional) Lens: 5-15mm Maximal Zoom Lens Dimension: 230(W) x180(H) x115(D)mm Weight: 2.1Kg	


LIR60SL	\$28	Color 1/3" SONY ICX6338K CCD, 420TV Lines Low Illum Inatio	Weatherproof IR camera IR LED: \varnothing 8X36PCS IR LED working distance: 50M	
LIR60HHD	\$37	Color 1/3" SHARP RJ2365CA CCD, 600TV Lines Low Illum Inatio, DWDR, OSD, DNR	Water resistance: IP66	
LIR60SHD	\$42	Color 1/3" SONY ICX6398K CCD, 600TV Lines Low Illum Inatio, DWDR, OSD, DNR	OSD Menu controlled by cable remote (standard)	
LIR60SHR	\$44	Color 1/3" SONY ICX6398K CCD, 650TV Lines Low Illum Inatio, DWDR, OSD, 3D DNR, Seesee-up	OSD Menu controlled by RS485 (optional)	
LIR60SHE	\$46	Color 1/3" SONY ICX673AK CCD, Emo-E 700TV Lines Low Illum Inatio, ATR, OSD, DNR	Lens: CS Lens 8mm/F2.0 Dimension: 175(W) x174(H) x95(D)mm Weight: 1.3Kg	

LIS48SL	\$25	Color 1/3" SONY ICX6338K CCD, 420TV Lines Low Illum Inatio	Weatherproof IR camera IR LED: \varnothing 5X48PCS IR LED working distance: 40M	
LIS48HHD	\$34	Color 1/3" SHARP RJ2365CA CCD, 600TV Lines Low Illum Inatio, DWDR, OSD, DNR	Water resistance: IP66	
LIS48SHD	\$39	Color 1/3" SONY ICX6398K CCD, 600TV Lines Low Illum Inatio, DWDR, OSD, DNR	OSD Menu controlled by cable remote (standard)	
LIS48SHR	\$41	Color 1/3" SONY ICX6398K CCD, 650TV Lines Low Illum Inatio, DWDR, OSD, 3D DNR, Seesee-up	OSD Menu controlled by RS485 (optional)	
LIS48SHE	\$43	Color 1/3" SONY ICX673AK CCD, Emo-E 700TV Lines Low Illum Inatio, ATR, OSD, DNR	Lens: Board Lens 6mm/F2.0 Dimension: 175(W) x124(H) x83(D)mm Weight: 880g	

LIS50SL	\$34	Color 1/3" SONY ICX6338K CCD, 420TV Lines Low Illum Inatio	Weatherproof IR camera IR LED: \varnothing 42X1PC IR LED working distance: 50M	
LIS50HHD	\$43	Color 1/3" SHARP RJ2365CA CCD, 600TV Lines Low Illum Inatio, DWDR, OSD, DNR	Water resistance: IP66	
LIS50SHD	\$47	Color 1/3" SONY ICX6398K CCD, 600TV Lines Low Illum Inatio, DWDR, OSD, DNR	OSD Menu controlled by cable remote (standard)	
LIS50SHR	\$49	Color 1/3" SONY ICX6398K CCD, 650TV Lines Low Illum Inatio, DWDR, OSD, 3D DNR, Seesee-up	OSD Menu controlled by RS485 (optional)	
LIS50SHE	\$51	Color 1/3" SONY ICX673AK CCD, Emo-E 700TV Lines Low Illum Inatio, ATR, OSD, DNR	Lens: CS Lens 8mm/F2.0 Dimension: 225(W) x175(H) x95(D)mm Weight: 1.7Kg	

LED Lights Agent Contact: (01) 650-242-5327 CA. (01) 513-258-2402 OHIO. (01) 917-720-7192

Series:#	Our Price US\$/SET	Lens/TVL	Assembly Features	Picture
LEDD40	\$14	Weatherproof of IR Illuminator Available IR distance: 40m	48pcs \varnothing 5-14 μ IR IED Size: \varnothing 85 x 102(H) mm Power: 12V DC MAX. 10W Weight: 380g	

LEDD90	\$27	Weatherproof of IR Illuminator Available IR distance:90m	12pcs ϕ 10-24 μ IR IED Size: ϕ 116 x 138(H) mm Power: 12V DC MAX 15W Weight: 640g	
LEDI60	\$28	Weatherproof of IR Illuminator Available IR distance:80m	114pcs ϕ 8-14 μ IR IED Size: 150(L)*120(H)*88(W) Power: 12V DC MAX 16W Weight: 1.9kg	
LEDI130	\$37	Weatherproof of IR Illuminator Available IR distance:130m	198pcs ϕ 8-14 μ IR IED Size: 200(L)*143(H)*88(W) Power: 12V DC MAX 28W Weight: 2.8kg	




▶ **Box Cameras**

Agent Contact: (01) 650-242-5327 CA. (01)513-258-2402 OHIO. (01) 917-720-7192

Series:#	<100pcs US\$/SET	Lens/TVL	Assembly Features	Picture
LBCKSL	\$26	Color 1/3" SONY ICX6338K CCD, 420TV Lines Low Illum Ratio	Standard Box Camera SONY CCD	
LBCKSHL	\$35	Color 1/3" SONY ICX6398K CCD, 540TV Lines Low Illum Ratio	IrK control:DC / VIDEO Dimension:110(W)x45(H)x55(D)mm Weight:300g	


▶ **Miniature Cameras**

Agent Contact: (01) 650-242-5327 CA. (01)513-258-2402 OHIO. (01) 917-720-7192

Series:#	Our Price US\$/SET	Lens/TVL	Assembly Features	Picture
LMCM25S	\$38	Color 1/3" SONY, 420 TV Lines	Lens:3.7mm Taper Pinhole Lens Dimension:25(W)x10(H)x25(D)mm Weight:120g	
LBWBS	\$25	Color 1/3" SONY, 420 TV Lines	Lens:3.6mm Board Lens Dimension: ϕ 20 x 62(H) mm Weight:200g	
LPBS	\$26	Color 1/3" SONY, 420 TV Lines	Lens:3.7mm Taper Pinhole Lens Dimension: ϕ 20 x 62(H) mm Weight:200g	

▶ **Spy Cameras**




Agent Contact: (01) 650-242-5327 CA. (01)513-258-2402 OHIO. (01) 917-720-7192

Series:#	Our Price US\$/SET	Lens/TVL	Assembly Features	Picture
LUGSL	\$24	Color 1/3" SONY ICX6338K CCD, 420TV Lines Low Illum Ratio	UFO Shape Camera	
LUGHHD	\$35	Color 1/3" SHARP RJ2365CA CCD, 600TV Lines Low Illum Ratio, DWDR, OSD, DNR	Sony/Sharp Color CCD	
LUGSHD	\$40	Color 1/3" SONY ICX6398K CCD, 600TV Lines Low Illum Ratio, DWDR, OSD, DNR	Auto White Balance (AWB)	
LUGSHR	\$42	Color 1/3" SONY ICX6398K CCD, 650TV Lines Low Illum Ratio, DWDR, OSD, 3D DNR, Sense-Up	Lens: 3.6mm Board Lens Dimension: ϕ 75 x 74(H) mm Weight:300g	


LSDCSL	\$21	Color 1/3" SONY ICX6338K CCD, 420TV Lines Low Illum Inatio	Smoke Detector Camera	
LSDCHHD	\$29	Color 1/3" SHARP RJ2365CA CCD, 600TV Lines Low Illum Inatio, DWDR, OSD, DNR	Soxy/Sharp Color CCD	
LSDCSHD	\$34	Color 1/3" SONY ICX6398K CCD, 600TV Lines Low Illum Inatio, DWDR, OSD, DNR	Auto White Balance (AWB)	
LSDCSHR	\$36	Color 1/3" SONY ICX6398K CCD, 650TV Lines Low Illum Inatio, DWDR, OSD, 3D DNR, Sease-up	Less: 3.6mm Board Less Dimensions: ϕ 119 x 56(H) mm Weight: 350g	
LPRCSL	\$23	Color 1/3" SONY ICX6338K CCD, 420TV Lines Low Illum Inatio	PiR Spy Camera	
LPRCHHD	\$31	Color 1/3" SHARP RJ2365CA CCD, 600TV Lines Low Illum Inatio, DWDR, OSD, DNR	Soxy/Sharp Color CCD	
LPRCSHD	\$36	Color 1/3" SONY ICX6398K CCD, 600TV Lines Low Illum Inatio, DWDR, OSD, DNR	Auto White Balance (AWB)	
LPRCSHR	\$38	Color 1/3" SONY ICX6398K CCD, 650TV Lines Low Illum Inatio, DWDR, OSD, 3D DNR, Sease-up	Less: 3.7mm Taper Pinhole Less Dimensions: 70(W) x 40(H) x 119(D)mm Weight: 350g	


Agent Contact: (01) 650-242-5327 CA. (01) 513-258-2402 OHIO. (01) 917-720-7192


Speed Dome & Dynamic Varifocal Lens Camera


Series:#	Our Price US\$/SET	Lens/TVL	Assembly Features	Picture
LPTASL	\$75	Color 1/3" SONY ICX6338K CCD, 420TV Lines Low Illum Inatio	★Validproof MultiPT Speed Dome camera ★Pan range: 0°~360° Coastline (Not 355°)	
LPTAHHD	\$84	Color 1/3" SHARP RJ2365CA CCD, 600TV Lines Low Illum Inatio, DWDR, OSD, DNR	★Tilt range: 0°~90° Flip ★Pan Speed: Max 50°/sec Preset: 16	
LPTASHD	\$90	Color 1/3" SONY ICX6398K CCD, 600TV Lines Low Illum Inatio, DWDR, OSD, DNR	★Weatherproof Outdoor IP66	
LPTASHR	\$92	Color 1/3" SONY ICX6398K CCD, 650TV Lines Low Illum Inatio, DWDR, OSD, 3D DNR, Sease-up	★RS485, Pelco D/P supported ★OSD Menu controlled by RS485	
LPTASHE	\$94	Color 1/3" SONY ICX673AK CCD, EMO-E 700TV Lines Low Illum Inatio, ATR, OSD, DNR	★Less: 4-9mm Maxial Zoom Less ★Size: ϕ 138x212mm Weight: 2.8Kg	
LPTAXSL	\$84	Color 1/3" SONY ICX6338K CCD, 420TV Lines Low Illum Inatio	★Validproof MultiPTZ Speed Dome camera ★Pan range: 0°~360° Coastline (Not 355°)	
LPTAXHHD	\$93	Color 1/3" SHARP RJ2365CA CCD, 600TV Lines Low Illum Inatio, DWDR, OSD, DNR	★Tilt range: 0°~90° Flip ★Pan Speed: Max 50°/sec Preset: 16	
LPTAXSHD	\$99	Color 1/3" SONY ICX6398K CCD, 600TV Lines Low Illum Inatio, DWDR, OSD, DNR	★Weatherproof Outdoor IP66	
LPTAXSHR	\$101	Color 1/3" SONY ICX6398K CCD, 650TV Lines Low Illum Inatio, DWDR, OSD, 3D DNR, Sease-up	★RS485, Pelco D/P supported ★OSD Menu controlled by RS485	
LPTAXSHE	\$103	Color 1/3" SONY ICX673AK CCD, EMO-E 700TV Lines Low Illum Inatio, ATR, OSD, DNR	★4-9mm dynamic varifocal lens (standard) ★5-15mm dynamic varifocal lens (optional) ★Size: ϕ 138x212mm Weight: 2.8Kg	
LPTA10XCG	\$109	10X, 1/4" Super HAD Soxy Color CCD, 10X (\approx 3.8~38mm), Color 480TVL	★Validproof MultiPTZ Speed Dome camera ★Pan range: 0°~360° Coastline (Not 355°) ★Tilt range: 0°~90° Flip ★Pan Speed: Max 50°/sec Preset: 16	
LPTA10XSG	\$199	SAMSUNG 10X SDM-100, 1/4" Super HAD Color CCD, 10X (\approx 3.8~38mm), Color 500TVL, Black 570TVL	★Weatherproof Outdoor IP66 ★RS485, Pelco D/P supported ★10X (\approx 3.8~38mm) ★Size: ϕ 138x212mm Weight: 2.8Kg	


Agent Contact: (01) 650-242-5327 CA. (01) 513-258-2402 OHIO. (01) 917-720-7192

LPTMSL	\$75	Color 1/3" SONY ICX633BK CCD, 420TV Lines Low Illumination	★Vandalproof Mini PTZ Speed Dome camera ★Pan range: 0°-360° Coaxial (Not 355°)	
LPTMHHD	\$84	Color 1/3" SHARP RJ2365CA CCD, 600TV Lines Low Illumination, DWDR, OSD, DNR	★Tilt range: 0°-90° Flip ★Pan Speed: Max 50°/sec Preset: 16	
LPTMSHD	\$90	Color 1/3" SONY ICX639BK CCD, 600TV Lines Low Illumination, DWDR, OSD, DNR	★Weatherproof Outdoor IP66	
LPTMSHR	\$92	Color 1/3" SONY ICX639BK CCD, 650TV Lines Low Illumination, DWDR, OSD, 3D DNR, Sense-up	★RS485, Pelco D/P supported ★OSD Menu controlled by RS485	
LPTMSHE	\$94	Color 1/3" SONY ICX673AK CCD, Emu-E 700TV Lines Low Illumination, ATR, OSD, DNR	★Lens: 4-9mm Maximal Zoom Lens ★Size: Ø121x177mm Weight: 2.8Kg	

LPTMXSL	\$84	Color 1/3" SONY ICX633BK CCD, 420TV Lines Low Illumination	★Vandalproof Mini PTZ Speed Dome camera ★Pan range: 0°-360° Coaxial (Not 355°)	
LPTMXHHD	\$93	Color 1/3" SHARP RJ2365CA CCD, 600TV Lines Low Illumination, DWDR, OSD, DNR	★Tilt range: 0°-90° Flip ★Pan Speed: Max 50°/sec Preset: 16	
LPTMXSHD	\$99	Color 1/3" SONY ICX639BK CCD, 600TV Lines Low Illumination, DWDR, OSD, DNR	★Weatherproof Outdoor IP66	
LPTMXSHR	\$101	Color 1/3" SONY ICX639BK CCD, 650TV Lines Low Illumination, DWDR, OSD, 3D DNR, Sense-up	★RS485, Pelco D/P supported ★OSD Menu controlled by RS485	
LPTMXSHE	\$103	Color 1/3" SONY ICX673AK CCD, Emu-E 700TV Lines Low Illumination, ATR, OSD, DNR	★4-9mm dynamic varifocal lens (standard) ★5-15mm dynamic varifocal lens (optional) ★Size: Ø121x177mm Weight: 2.8Kg	

LPTM10XCG	\$109	10X, 1/4" Super HAD Sony Color CCD, 10X (≅3.8-38mm), Color 480TVL	★Vandalproof Mini PTZ Speed Dome camera ★Pan range: 0°-360° Coaxial (Not 355°) ★Tilt range: 0°-90° Flip ★Pan Speed: Max 50°/sec Preset: 16	
LPTM10XSG	\$199	SAMSUNG 10X SDM-100, 1/4" Super HAD Color CCD, 10X (≅3.8-38mm), Color 500TVL, 8 back 570TVL	★Weatherproof Outdoor IP66 ★RS485, Pelco D/P supported ★10X (≅3.8-38mm) ★Size: Ø121x177mm Weight: 2.8Kg	

LPTESL	\$58	Color 1/3" SONY ICX633BK CCD, 420TV Lines Low Illumination	★360 Degree Mini Pan Tilt Speed Dome camera ★Pan range: 0°-360° Coaxial (Not 355°)	
LPTEHHD	\$67	Color 1/3" SHARP RJ2365CA CCD, 600TV Lines Low Illumination, DWDR, OSD, DNR	★Tilt range: 0°-90° Flip ★Pan Speed: Max 50°/sec	
LPTESHD	\$81	Color 1/3" SONY ICX639BK CCD, 600TV Lines Low Illumination, DWDR, OSD, DNR	★Preset: 16	
LPTESHR	\$83	Color 1/3" SONY ICX639BK CCD, 650TV Lines Low Illumination, DWDR, OSD, 3D DNR, Sense-up	★RS485, Pelco D/P supported ★Two brackets included (for Ceiling & Side mount) ★OSD Menu controlled by RS485	
LPTESHE	\$85	Color 1/3" SONY ICX673AK CCD, Emu-E 700TV Lines Low Illumination, ATR, OSD, DNR	★Lens: Board Lens 6mm ★Size: Ø138x266mm Weight: 2.8Kg	


LPTEXSL	\$75	Color 1/3" SONY ICX633BK CCD, 420TV Lines Low Illumination	★360 Degree Mini PTZ Speed Dome camera ★Pan range: 0°-360° Coaxial (Not 355°)	
LPTEXHHD	\$84	Color 1/3" SHARP RJ2365CA CCD, 600TV Lines Low Illumination, DWDR, OSD, DNR	★Tilt range: 0°-90° Flip ★Pan Speed: Max 50°/sec	
LPTEXSHD	\$90	Color 1/3" SONY ICX639BK CCD, 600TV Lines Low Illumination, DWDR, OSD, DNR	★Preset: 16	
LPTEXSHR	\$92	Color 1/3" SONY ICX639BK CCD, 650TV Lines Low Illumination, DWDR, OSD, 3D DNR, Sense-up	★RS485, Pelco D/P supported ★Two brackets included (for Ceiling & Side mount) ★OSD Menu controlled by RS485	
LPTEXSHE	\$94	Color 1/3" SONY ICX673AK CCD, Emu-E 700TV Lines Low Illumination, ATR, OSD, DNR	★4-9mm dynamic varifocal lens (standard) ★5-15mm dynamic varifocal lens (optional) ★Size: Ø138x266mm Weight: 2.8Kg	

Agent Contact: (01) 650-242-5327 CA. (01) 513-258-2402 OHIO. (01) 917-720-7192

LPT24SL	\$54	Color 1/3" SONY ICX6338K CCD, 420TV Lines Low Illumination	★360 Degree Pan Tilt IR Speed Dome camera ★Pan range: 0°~360°Coastline (Not355°)	
LPT24HHD	\$63	Color 1/3" SHARP RJ2365CA CCD, 600TV Lines Low Illumination, DWDR, OSD, DNR	★Tilt range: 0°~90° Flip ★Pan Speed: Max 50°/sec	
LPT24SHD	\$69	Color 1/3" SONY ICX6398K CCD, 600TV Lines Low Illumination, DWDR, OSD, DNR	★Preset: 16 ★RS485, Pelco D/P supported	
LPT24SHR	\$71	Color 1/3" SONY ICX6398K CCD, 650TV Lines Low Illumination, DWDR, OSD, 3D DNR, Sense-Up	★IR LED: 24pcs, IR working distance: 20M ★OSD Menu controlled by RS485	
LPT24SHE	\$73	Color 1/3" SONY ICX673AK CCD, Emo-E 700TV Lines Low Illumination, ATR, OSD, DNR	★Lens: Board Lens 6mm/F2.0 ★Size: Ø 138x142mm Weight: 1.6Kg	
LPT24XSL	\$68	Color 1/3" SONY ICX6338K CCD, 420TV Lines Low Illumination	★360 Degree Pan Tilt IR Speed Dome camera ★Pan range: 0°~360°Coastline (Not355°)	
LPT24XHHD	\$77	Color 1/3" SHARP RJ2365CA CCD, 600TV Lines Low Illumination, DWDR, OSD, DNR	★Tilt range: 0°~90° Flip ★Pan Speed: Max 50°/sec	
LPT24XSHD	\$83	Color 1/3" SONY ICX6398K CCD, 600TV Lines Low Illumination, DWDR, OSD, DNR	★Preset: 16 ★RS485, Pelco D/P supported	
LPT24XSHR	\$85	Color 1/3" SONY ICX6398K CCD, 650TV Lines Low Illumination, DWDR, OSD, 3D DNR, Sense-Up	★IR LED: 24pcs, IR working distance: 20M ★OSD Menu controlled by RS485	
LPT24XSHE	\$87	Color 1/3" SONY ICX673AK CCD, Emo-E 700TV Lines Low Illumination, ATR, OSD, DNR	★4-9mm dynamic varifocal lens (standard) ★5-15mm dynamic varifocal lens (optional) ★Size: Ø 138x142mm Weight: 1.6Kg	
LIEX50SL	\$68	Color 1/3" SONY ICX6338K CCD, 420TV Lines Low Illumination	Weatherproof IR camera with 3-Axis Bracket IR LED: Ø 5X65PCS IR LED working distance: 50M Water resistance: IP66 Cable built-in bracket OSD Menu controlled by RS485	
LIEX50SHD	\$78	Color 1/3" SONY ICX6398K CCD, 600TV Lines Low Illumination, DWDR, OSD, DNR	4-9mm dynamic varifocal lens (standard) 5-15mm dynamic varifocal lens (optional) Dimensions: 310(W)x200(H)x148(D)mm Weight: 1.6Kg	
LIXTX90SL	\$62	Color 1/3" SONY ICX6338K CCD, 420TV Lines Low Illumination	Weatherproof IR camera with 3-Axis Bracket IR LED: Ø 8X36PCS IR LED working distance: 50M Water resistance: IP66 Cable built-in bracket	
LIXTX90SHD	\$75	Color 1/3" SONY ICX6398K CCD, 600TV Lines Low Illumination, DWDR, OSD, DNR	RS485/Video Line control Auto Focus Lens OSD Menu controlled by RS485 (optional) 4-9mm dynamic varifocal lens (standard)	
LIXTX90SHE	\$77	Color 1/3" SONY ICX673AK CCD, Emo-E 700TV Lines Low Illumination, ATR, OSD, DNR	5-15mm dynamic varifocal lens (optional) Dimensions: 259(W)x159(H)x104(D)mm Weight: 1.8Kg	
SDK45	\$3	PTZ & OSD controller Special design for RS485 OSD Cameras	★PTZ & OSD controller ★RS-485 communication Pelco D support ★DC 12V working voltage ★Weight: 100g	
SDK24	\$8	Full function PTZ controller Special design for PTZ Cameras	★Wireless PTZ controller ★IR remote controller: Support 99pcs cameras ★RS-485 communication Pelco D/P support. ★Baud rate: 2400, 4800 and 9600bps ★Wireless distance: Max. 20m ★Weight: 350g	
SDK55	\$59	3D PTZ controller	Controller with 3D (Pan/Tilt/Zoom) joystick Set or call the set points and cruise tracks Manually or automatically control RS-485/RS-232 (PC) communication Baud rate: 2400-19200bps Communication distance: Max. 1200m Dimensions: 95(H)x205(L)x205(W)mm Weight: 2Kg	

Agent Contact: (01) 650-242-5327 CA. (01) 513-258-2402 OHIO. (01) 917-720-7192

IP / Network Cameras Agent Contact: (01) 650-242-5327 CA. (01)513-258-2402 OHIO. (01) 917-720-7192

Series:#	Our Price US\$/SET	Lens/TVL	Assembly Features	Picture
LNBIR24SL	\$129	Color 1/3" SONY ICX6338K CCD, 420TV Lines Low Illum Ratio	Constant Speed Dome IR & IP Camera With Pre-position IR LED: 5 x 24PCS IR working distance :20M Lens: Board Lens 6mm/F2.0	
LNBIR24SHL	\$149	Color 1/3" SONY ICX6398K CCD, 540TV Lines Low Illum Ratio	Support D1 Resolution Image MPEG-4 Compression Support Client software, IE, IPHONE Remote View Remote snapshot and video recording Dimensions: 131 x 96mm Weight: 1.5kg	

Price Terms:	US\$, 15%, 33.3%, 50%/100%
Minimum Order Quantity:	10pcs/model after Display Order
Terms of payment:	Cash US\$, Credit, Check, T/T, L/C, and Paypal
Warranty:	90-Days, 120-Days, One Year, Two Years
Attention:	Certain Models price are subject to change. Shipping and delivery expense is not included.

Agent Contact: (01) 650-242-5327 CA. (01)513-258-2402 OHIO. (01) 917-720-7192



600 TV Lines IR 98' Distance Color Vandalproof IR Dome Camera

- IR Distance 98 Feet
- 23 5mm IR Leds
- 2.8mm Lens
- Dual Glass, No IR Diffusion and Fog
- OSD on the power cord

Sku: TD-600-2-8
Your Dealer Price \$89.96

MCSI Intelligent Security TEL: 011 650 - 24CLEAR
 Antony.Day@MetroCommuteSecurity.com
Great New 600 TVL Cameras

MCSI Intelligent Security WITH LIVE! REMOTE VIEW TECHNOLOGY

FedEx Same Day Shipping *Instock items ordered before 3pm EST

PayPal Google Checkout VISA MasterCard AMEX

LIFETIME TECHNICAL SUPPORT

Distributors | Retailers | Security Contractors

FOSTER'S



"THE COMPANY"



WITH **LIVE!**
REMOTE VIEW
TECHNOLOGY



Call For Price

Agent Contact: (01) 650-242-5327 CA. (01)513-258-2402 OHIO. (01) 917-720-7192